

NF57876BA
TOP VIEW

ADA ACCESSIBILITY GUIDELINES - ADAAG CONFORMANCE

ELEVATED	ACCESSIBLE	RAMP ACCESSIBLE	GROUND	TYPES
14	14/7	0/0	7/5	3/3
CHILD CAPACITY	162	MAX FALL HEIGHT	108	

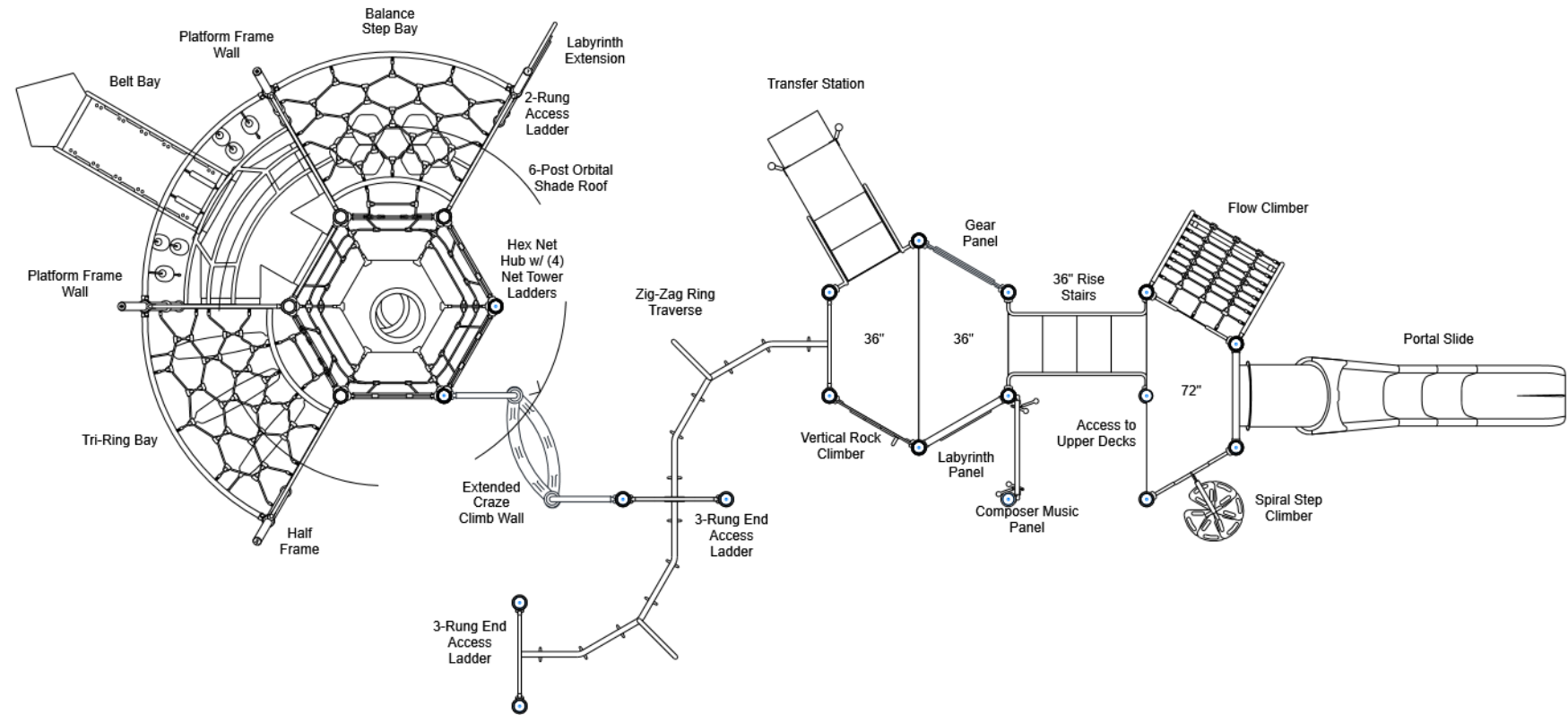
R5

FOR KIDS
AGES
5-12

GENERAL NOTES

This conceptual plan is based on information provided prior to construction. Detailed site information, including the following, should be obtained, evaluated, and utilized in the final project design. Exact site dimensions, topography, existing utilities, soil conditions and drainage solutions.

WARNING: Accessible safety surfacing material is required beneath and around this equipment that has a critical height value (Fall Height) appropriate for the highest accessible part of this equipment. Refer to the CPSC'S Handbook For Public Playground Safety, Section 4: Surfacing.



STRUCTURE # NF57876BA
PROJECT # NF57876BA
DATE 8/25/2023

Playcraft Direct, Inc.
MIN. USE ZONE 69' x 53' (20.805m x 15.924m)



ELEVATED	ACCESSIBLE	RAMP ACCESSIBLE	GROUND	TYPES
14	14/7	0/0	7/5	3/3
CHILD CAPACITY	162	MAX FALL HEIGHT	108	

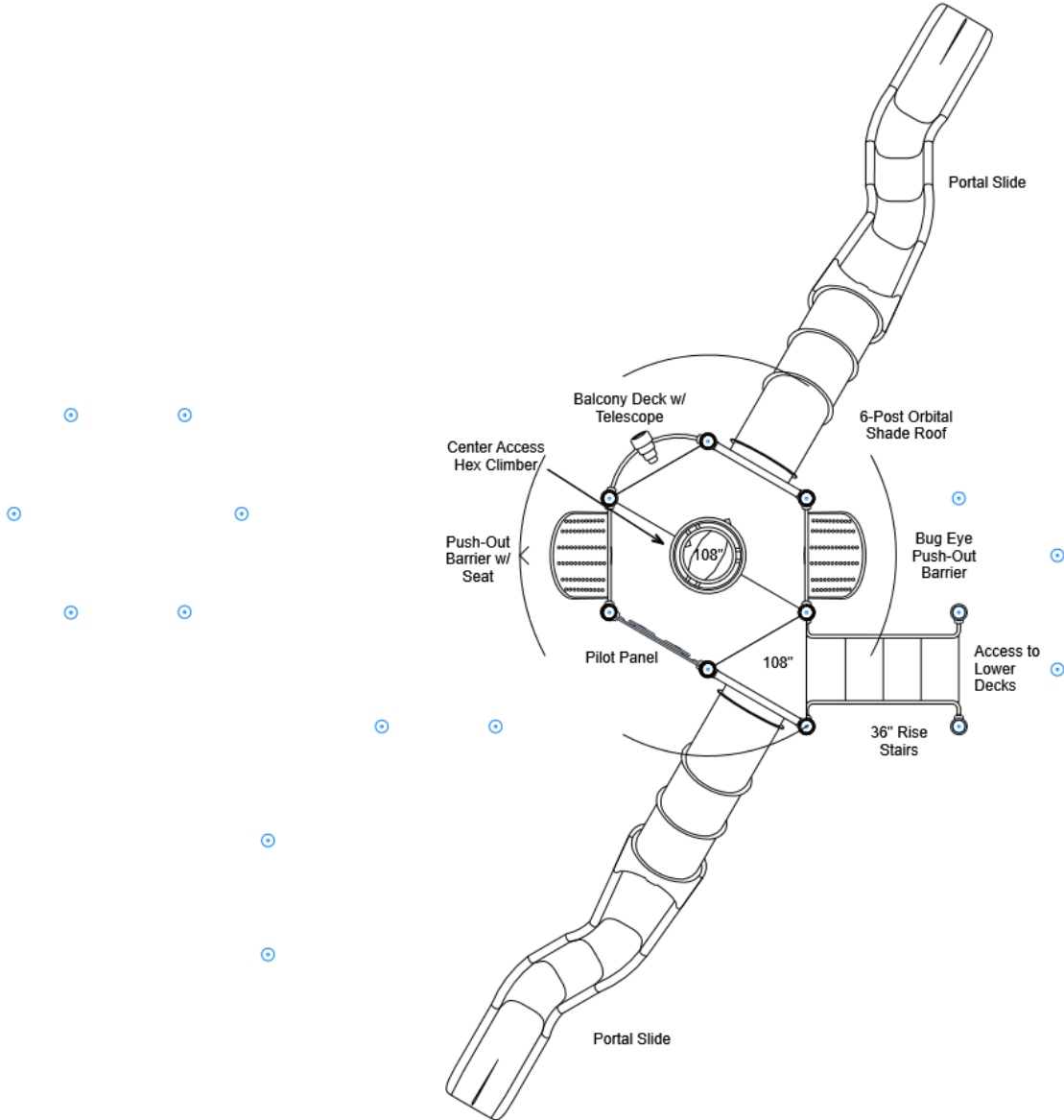
R5

FOR KIDS
AGES
5-12

GENERAL NOTES

This conceptual plan is based on information provided prior to construction. Detailed site information, including the following, should be obtained, evaluated, and utilized in the final project design. Exact site dimensions, topography, existing utilities, soil conditions and drainage solutions.

WARNING: Accessible safety surfacing material is required beneath and around this equipment that has a critical height value (Fall Height) appropriate for the highest accessible part of this equipment. Refer to the CPSC'S Handbook For Public Playground Safety, Section 4: Surfacing.



NF57876BA
SITE PLAN

ADA ACCESSIBILITY GUIDELINES - ADAAG CONFORMANCE

ELEVATED	ACCESSIBLE	RAMP ACCESSIBLE	GROUND	TYPES
14	14/7	0/0	7/5	3/3

R5

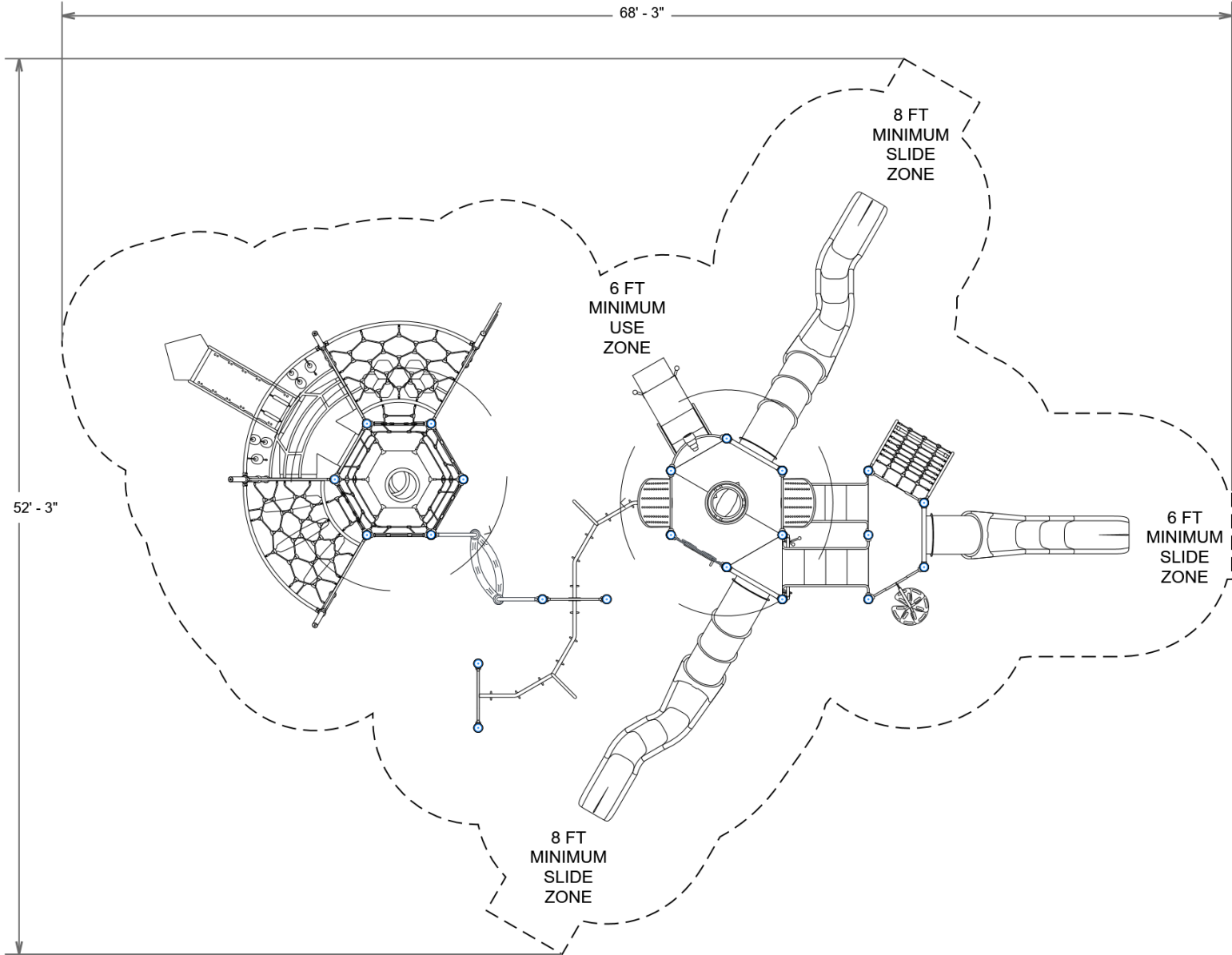
FOR KIDS
AGES
5-12

GENERAL NOTES

This Preliminary Site Plan is based on measurements that were provided in the initial planning phase. All dimensions must be verified prior to the submission of a purchase order. Playcraft Systems will not be held responsible for any discrepancies between actual dimensions and dimensions submitted in the planning phase.

The Minimum Use Zone for a play structure is based on the product design at the time of proposal. Components and structure designs may be subject to change which may affect dimensions. Therefore, before preparing the site, we strongly recommend obtaining final drawings from the factory (available after the order is placed and included in the Assembly Manual).

WARNING: Accessible safety surfacing material is required beneath and around this equipment that has a critical height value (Fall Height) appropriate for the highest accessible part of this equipment. Refer to the CPSC'S Handbook For Public Playground Safety, Section 4: Surfacing.



PROJECT # NF57876BA
DATE 8/25/2023

Playcraft Direct, Inc.
MIN. USE ZONE 69' x 53' (20.805m x 15.924m)



NF57876BA
SW VIEW

R5

FOR KIDS
AGES
5-12




STRUCTURE # NF57876BA
PROJECT # NF57876BA
DATE 8/25/2023

NF57876BA
NE VIEW

R5

FOR KIDS
AGES
5-12



STRUCTURE # NF57876BA
PROJECT # NF57876BA
DATE 8/25/2023

NF57876BA

Project # NF57876BA

Date 8/25/2023

Item / Part Number	Description	Qty
[NF57876BA]		
HS-1004-R	Collars	132
HS-1004-R35	Collars R35	10
GF-7002	Dome Cap, R5	10
S-1012-R5-12ft	Post, 12ft R5	4
S-1013-R5-13ft	Post, 13ft R5	3
S-1014-R5-14ft	Post, 14ft R5	2
S-1016-R5-16ft	Post, 16ft R5	7
S-1017-R5-17ft	Post, 17ft R5	6
S-1102-R5	Tri-Deck	1
S-1103-R5	Hex Deck, Half (5 Post)	1
S-1106-R5	Hex Deck, Half (4 Post)	2
S-1109-R5-T	Balcony Deck w/ Telescope	1
S-1206-36R5	ADA Stairs, 36in Rise w/ Walls	2
S-1209-24-R5	Transfer Station, 36in-C	1
S-1234-6R	Climber, Spiral Step 66-72in	1
S-1237-3R5	Climber, Vertical Rock 30-36in	1
S-1261-R5F	Climber, Flow	1
S-12891-DD6-HEX	Center Access Hex Deck (DTD, 72in)	1
S-1293-R5	Net Tower Ladder	4
S-1297-EXT	Climber, Craze Wall (Right, Extended)	1
S-1309-2-R5	Half Walls (Pair) R5	1
S-1310-R5	Transition Wall	1
S-1362-13112-R5	Push-Out Barrier (w/ Seat)	1
S-1362-16132-R5	Push-Out Barrier (Bug Eye)	1
S-1403-R5	End Access Ladder (3-Rung)	2
S-1409-RX2-L	Traverse, Ring (Zig-Zag, Left)	1
S-1634-R5	Labyrinth Panel	1
S-1643-R5	Pilot Panel	1
S-1644-R5	Gear Panel	1
S-16520-R5I	Composer Panel	1
S-1709-6-SS	Slide, Portal 72in (S,S)	1
S-1709-9S-LSR	Slide, Portal 108in (L,S,R)	1
S-1709-9S-RSL	Slide, Portal 108in (R,S,L)	1
S-18030-6	Shade Canopy, 6-Post Orbital	2
S-1925-R5	Hub, Hex Net	1
S-5101-H	Half Frame	1

Item / Part Number	Description	Qty
S-5102	2-Rung Access Ladder	1
S-5105	Platform Frame Wall	2
S-5202	Balance Step Bay	1
S-5203	Tri-Ring Bay	1
S-5207	Belt Bay	1
S-5304-LBY	Labyrinth Extension	1