

NF574EEBA

TOP VIEW

ADA ACCESSIBILITY GUIDELINES - ADAAG CONFORMANCE

ELEVATED	ACCESSIBLE	RAMP ACCESSIBLE	GROUND	TYPES
0	0/0	0/0	13/0	1/0
CHILD CAPACITY	111	MAX FALL HEIGHT	96	

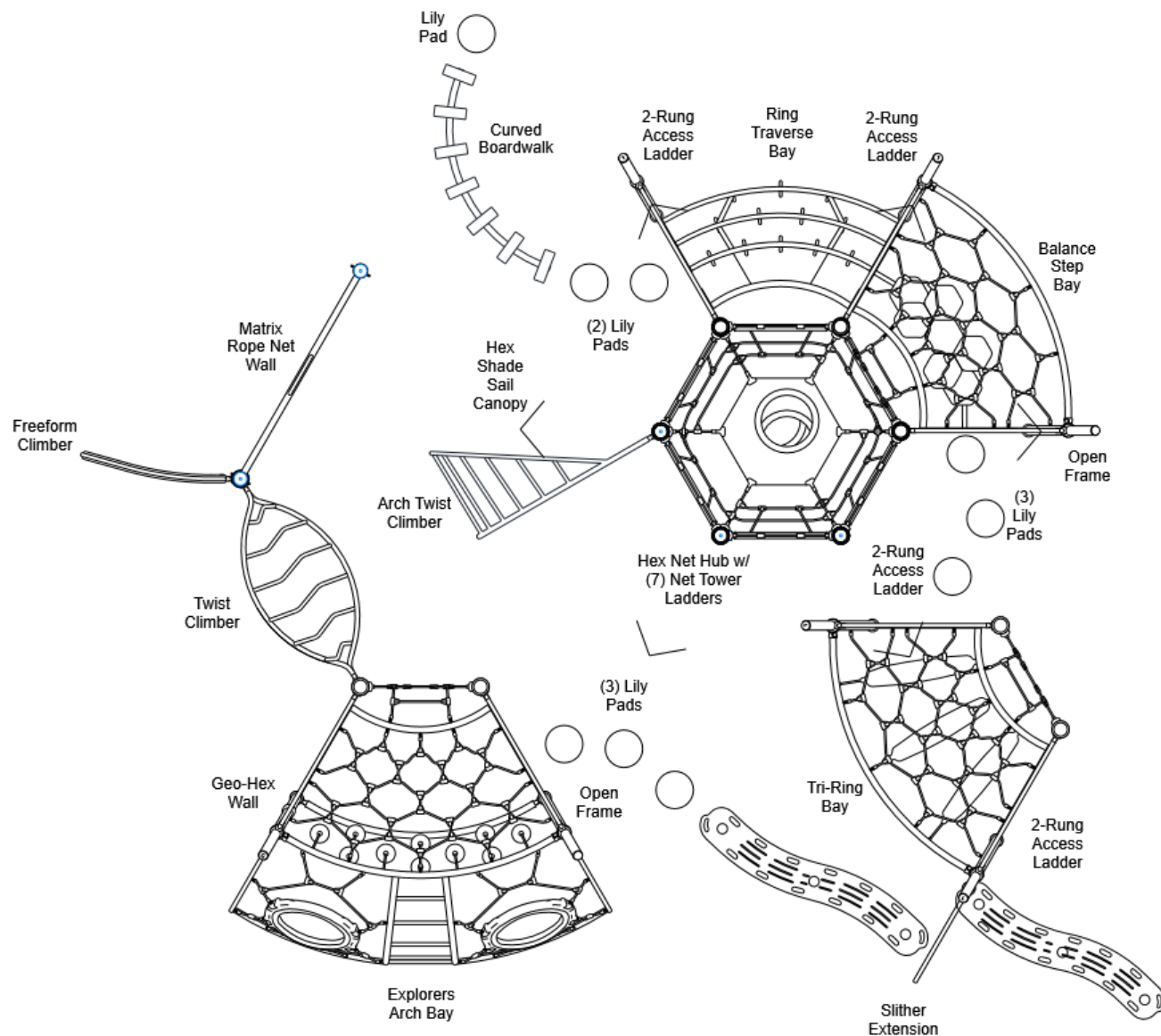
R5

FOR KIDS
AGES
5-12

GENERAL NOTES

This conceptual plan is based on information provided prior to construction. Detailed site information, including the following, should be obtained, evaluated, and utilized in the final project design. Exact site dimensions, topography, existing utilities, soil conditions and drainage solutions.

WARNING: Accessible safety surfacing material is required beneath and around this equipment that has a critical height value (Fall Height) appropriate for the highest accessible part of this equipment. Refer to the CPSC'S Handbook For Public Playground Safety, Section 4: Surfacing.



STRUCTURE # NF574EEBA
PROJECT # NF574EEBA
DATE 8/2/2023

Playcraft Direct, Inc.

MIN. USE ZONE 46' x 44' (14.009m x 13.215m)

NF574EEBA
SITE PLAN

ADA ACCESSIBILITY GUIDELINES - ADAAG CONFORMANCE

ELEVATED	ACCESSIBLE	RAMP ACCESSIBLE	GROUND	TYPES
0	0/0	0/0	13/0	1/0

R5

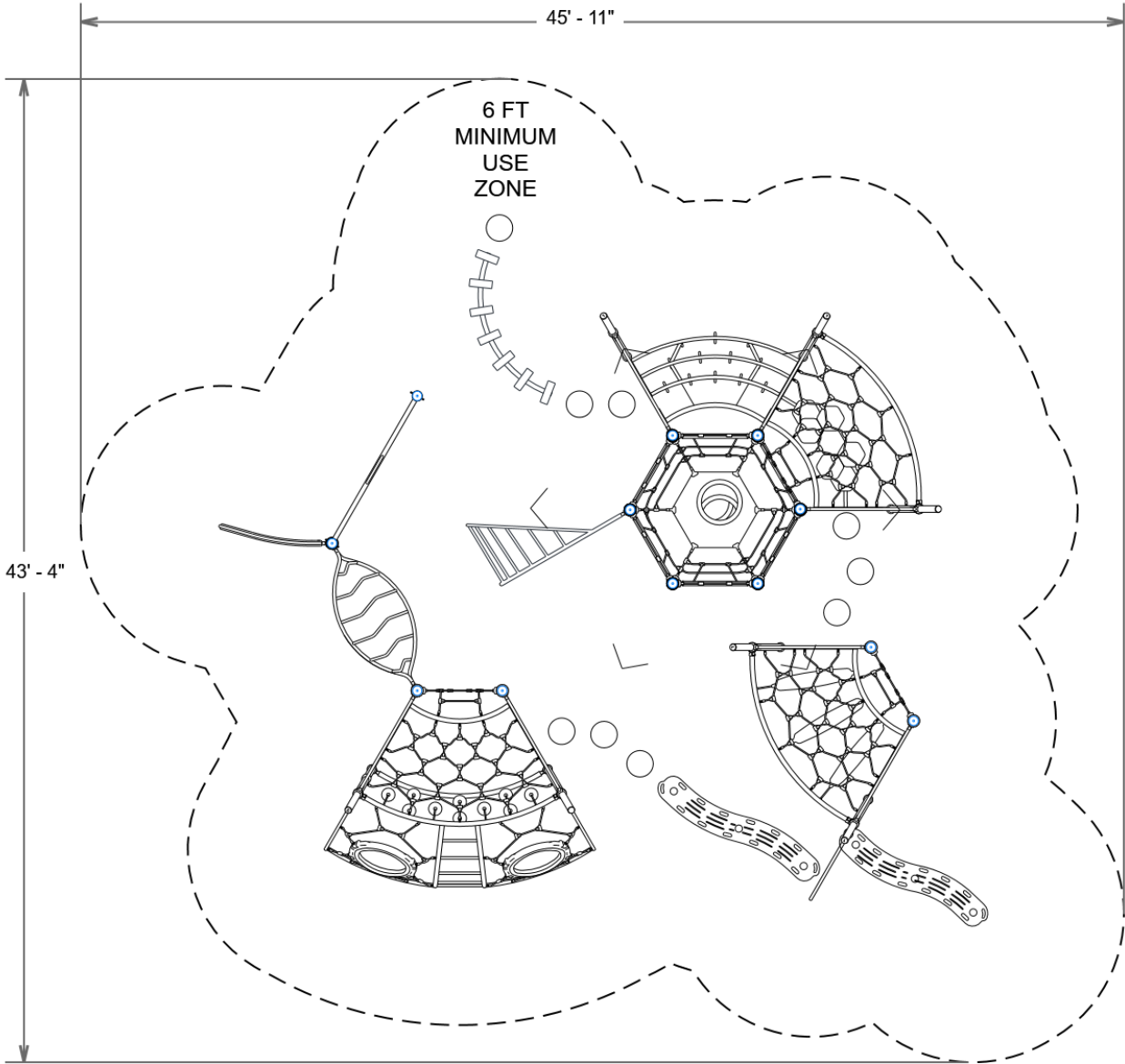
FOR KIDS
AGES
5-12

GENERAL NOTES

This Preliminary Site Plan is based on measurements that were provided in the initial planning phase. All dimensions must be verified prior to the submission of a purchase order. Playcraft Systems will not be held responsible for any discrepancies between actual dimensions and dimensions submitted in the planning phase.

The Minimum Use Zone for a play structure is based on the product design at the time of proposal. Components and structure designs may be subject to change which may affect dimensions. Therefore, before preparing the site, we strongly recommend obtaining final drawings from the factory (available after the order is placed and included in the Assembly Manual).

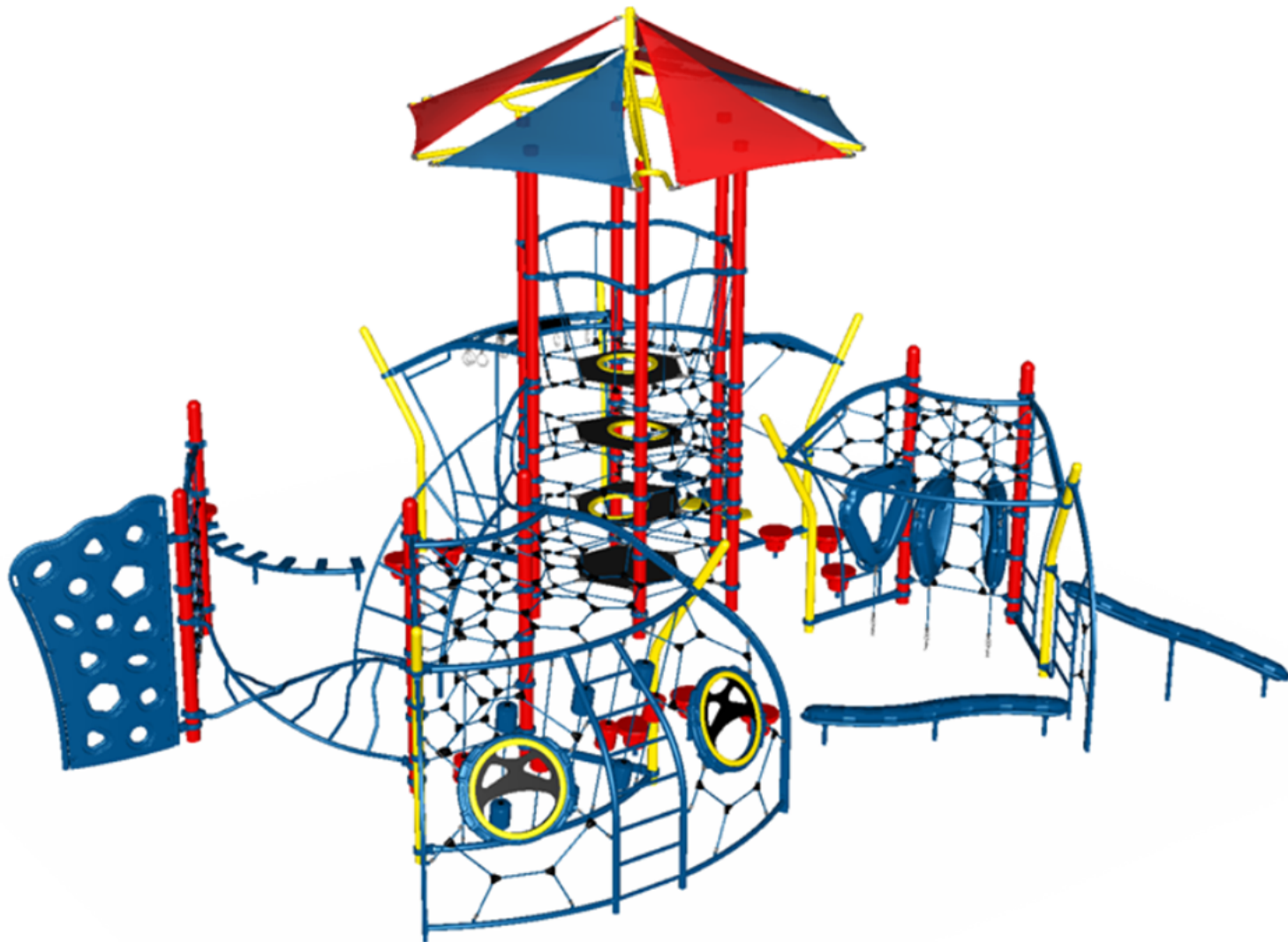
WARNING: Accessible safety surfacing material is required beneath and around this equipment that has a critical height value (Fall Height) appropriate for the highest accessible part of this equipment. Refer to the CPSC'S Handbook For Public Playground Safety, Section 4: Surfacing.



NF574EEBA
SW VIEW

R5

FOR KIDS
AGES
5-12

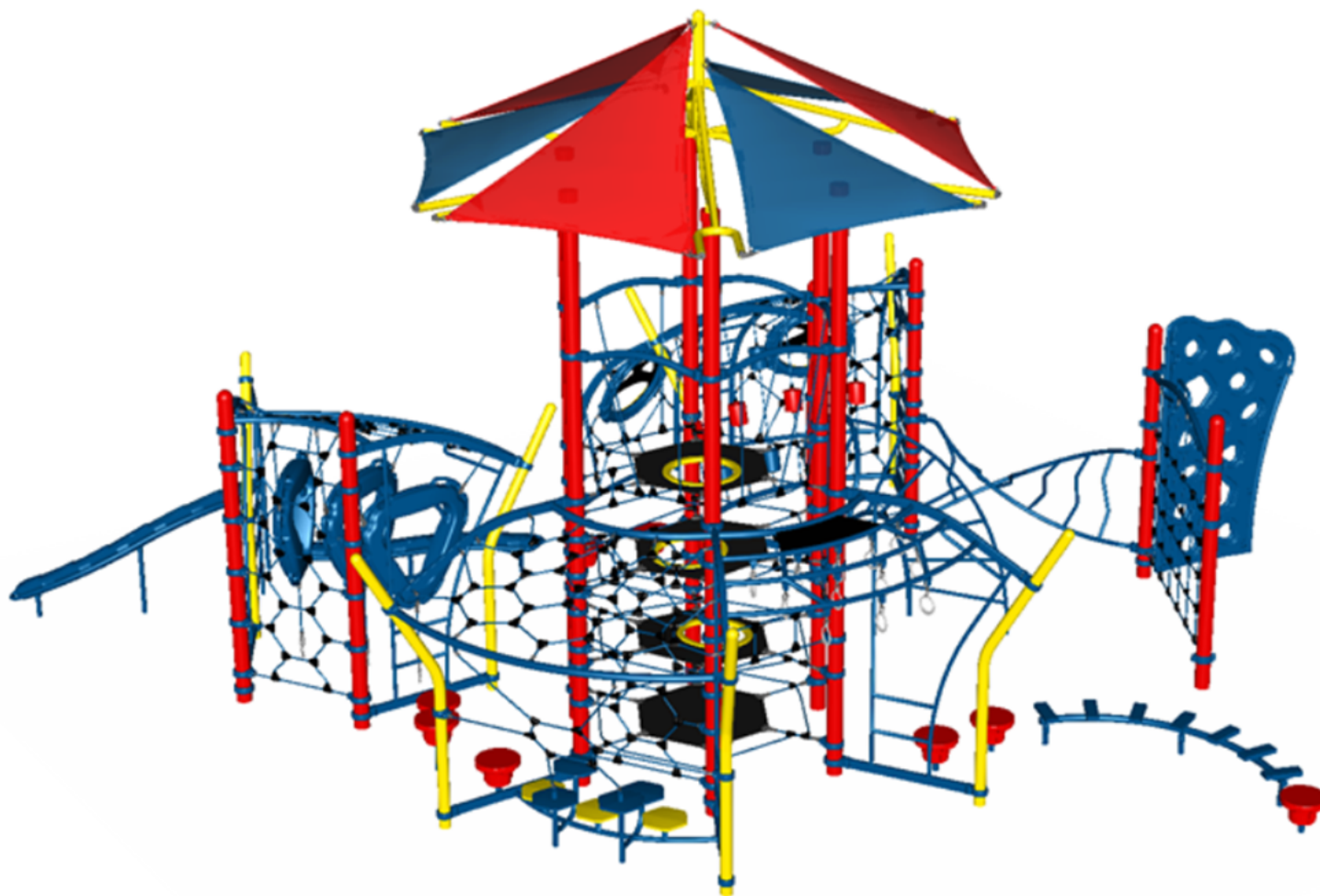


STRUCTURE # NF574EEBA
PROJECT # NF574EEBA
DATE 8/2/2023

NF574EEBA
NE VIEW

R5

FOR KIDS
AGES
5-12



STRUCTURE # NF574EEBA
PROJECT # NF574EEBA
DATE 8/2/2023

NF574EEBA
Project # NF574EEBA

Date 8/2/2023

Item / Part Number	Description	Qty
[NF574EEBA]		
HS-1004-R	Collars	91
HS-1004-R35	Collars R35	20
A2-2430	Boardwalk, Curved (90 Degree)	1
GF-7002	Dome Cap, R5	6
S-1011-R5-11ft	Post, 11ft R5	2
S-1012-R5-12ft	Post, 12ft R5	4
S-1019-R5-19ft	Post, 19ft R5	6
S-1238-R5PST	Climber, Freeform	1
S-1269-R5	Climber, Twist	1
S-1281-L-5R5	Climber, Arch Twist 60in (Left)	1
S-1283-R5	Climber, Matrix Rope Net Wall	1
S-1293-R5	Net Tower Ladder	7
S-1414	Lily Pad Step 12-18in	9
S-18028-R514	Shade Sail, Hex 14ft	1
S-1925-R5	Hub, Hex Net	1
S-5101	Open Frame	2
S-5102	2-Rung Access Ladder	4
S-5103	Geo-Hex Wall	1
S-5202	Balance Step Bay	1
S-5203	Tri-Ring Bay	1
S-5205	Ring Traverse Bay	1
S-5206	Explorers Arch Bay	1
S-5302	Slither Extension	1