

NF56E7A0A
TOP VIEW

ADA ACCESSIBILITY GUIDELINE - ADAAG CONFORMANCE

ELEVATED	ACCESSIBLE	RAMP ACCESSIBLE	GROUND	TYPES
10	10/5	0	9/3	3/3

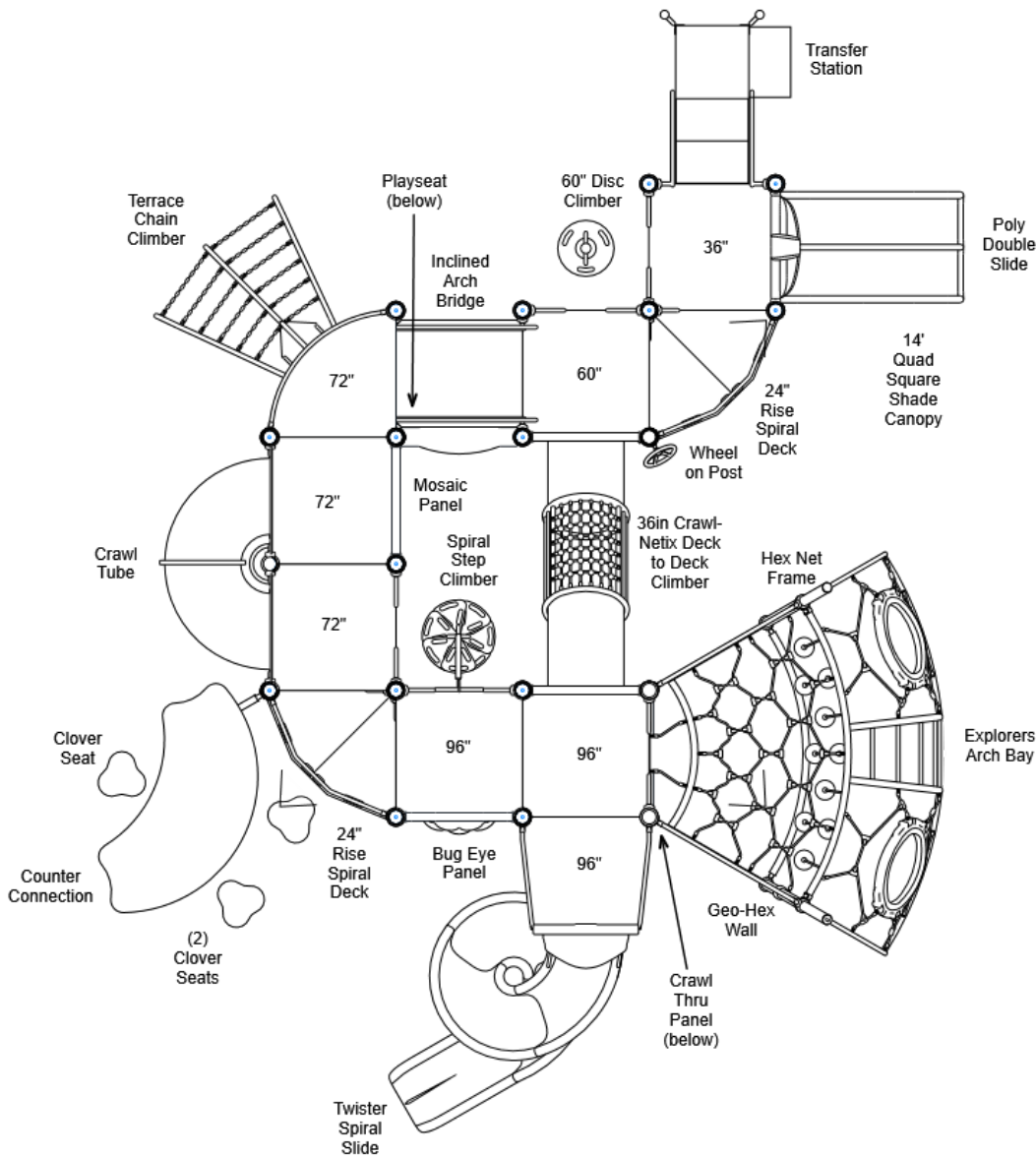
R5

FOR KIDS
AGES
5-12

GENERAL NOTES:

This conceptual plan is based on information provided prior to construction. Detailed site information, including the following, should be obtained, evaluated, and utilized in the final project design. Exact site dimensions, topography, existing utilities, soil conditions and drainage solutions.

WARNING: Accessible safety surfacing material is required beneath and around this equipment that has a critical height value (Fall Height) appropriate for the highest accessible part of this equipment. Refer to the CPSC'S Handbook For Public Playground Safety, Section 4: Surfacing.



STRUCTURE#: NF56E7A0A
PROJECT#: NF56E7A0A
DATE: 1/4/2023

MIN. USE ZONE: 38' x 46'

PLAYCRAFT REP:
Playcraft Direct, Inc.

NF56E7A0A
SITE PLAN

ADA ACCESSIBILITY GUIDELINE - ADAAG CONFORMANCE

ELEVATED	ACCESSIBLE	RAMP ACCESSIBLE	GROUND	TYPES
10	10/5	0	9/3	3/3

R5

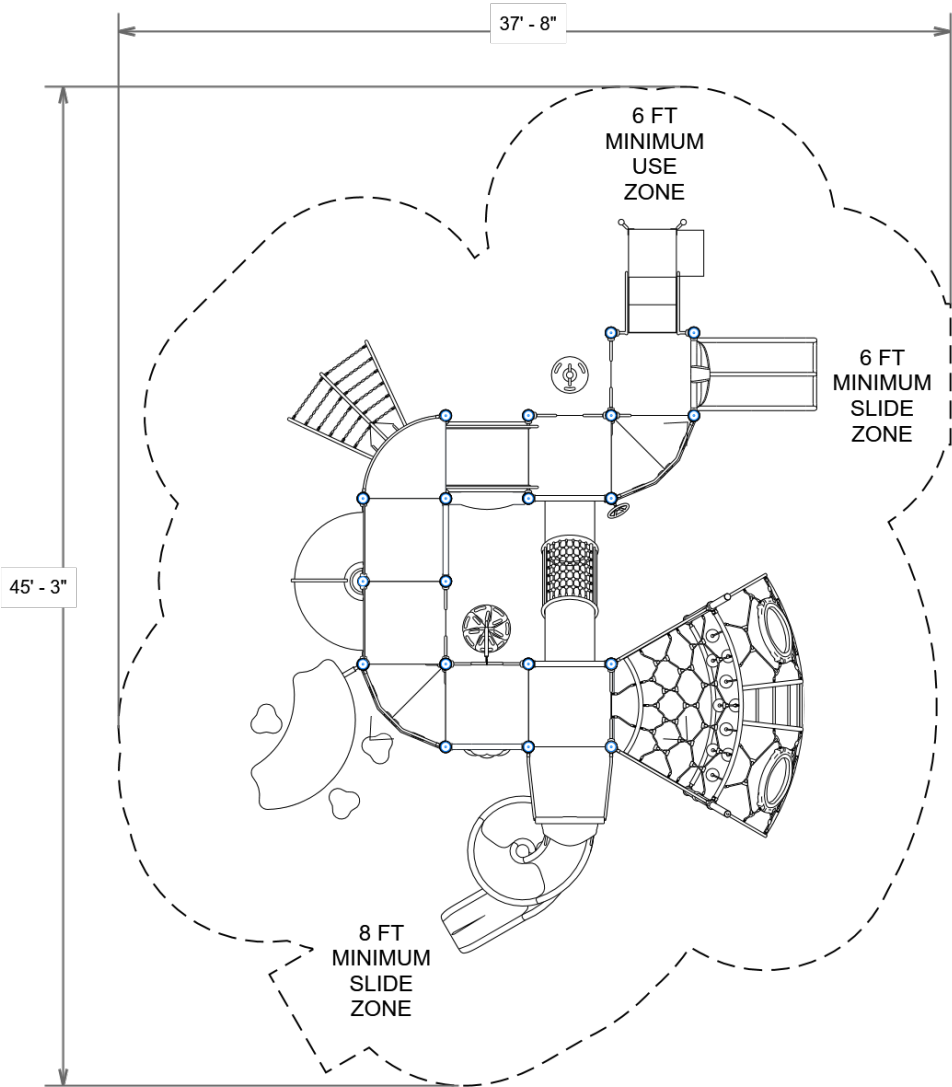
FOR KIDS
AGES
5-12

GENERAL NOTES:

This Preliminary Site Plan is based on measurements that were provided in the initial planning phase. All dimensions must be verified prior to the submission of a purchase order. Playcraft Systems will not be held responsible for any discrepancies between actual dimensions and dimensions submitted in the planning phase.

The Minimum Use Zone for a play structure is based on the product design at the time of proposal. Components and structure designs may be subject to change which may affect dimensions. Therefore, before preparing the site, we strongly recommend obtaining final drawings from the factory (available after the order is placed and included in the Assembly Manual).

WARNING: Accessible safety surfacing material is required beneath and around this equipment that has a critical height value (Fall Height) appropriate for the highest accessible part of this equipment. Refer to the CPSC'S Handbook For Public Playground Safety, Section 4: Surfacing.



PROJECT#: NF56E7A0A
DATE: 1/4/2023

MIN. USE ZONE: 38' x 46'

PLAYCRAFT REP:
Playcraft Direct, Inc.

NF56E7A0A
SW VIEW

R5

FOR KIDS
AGES
5-12

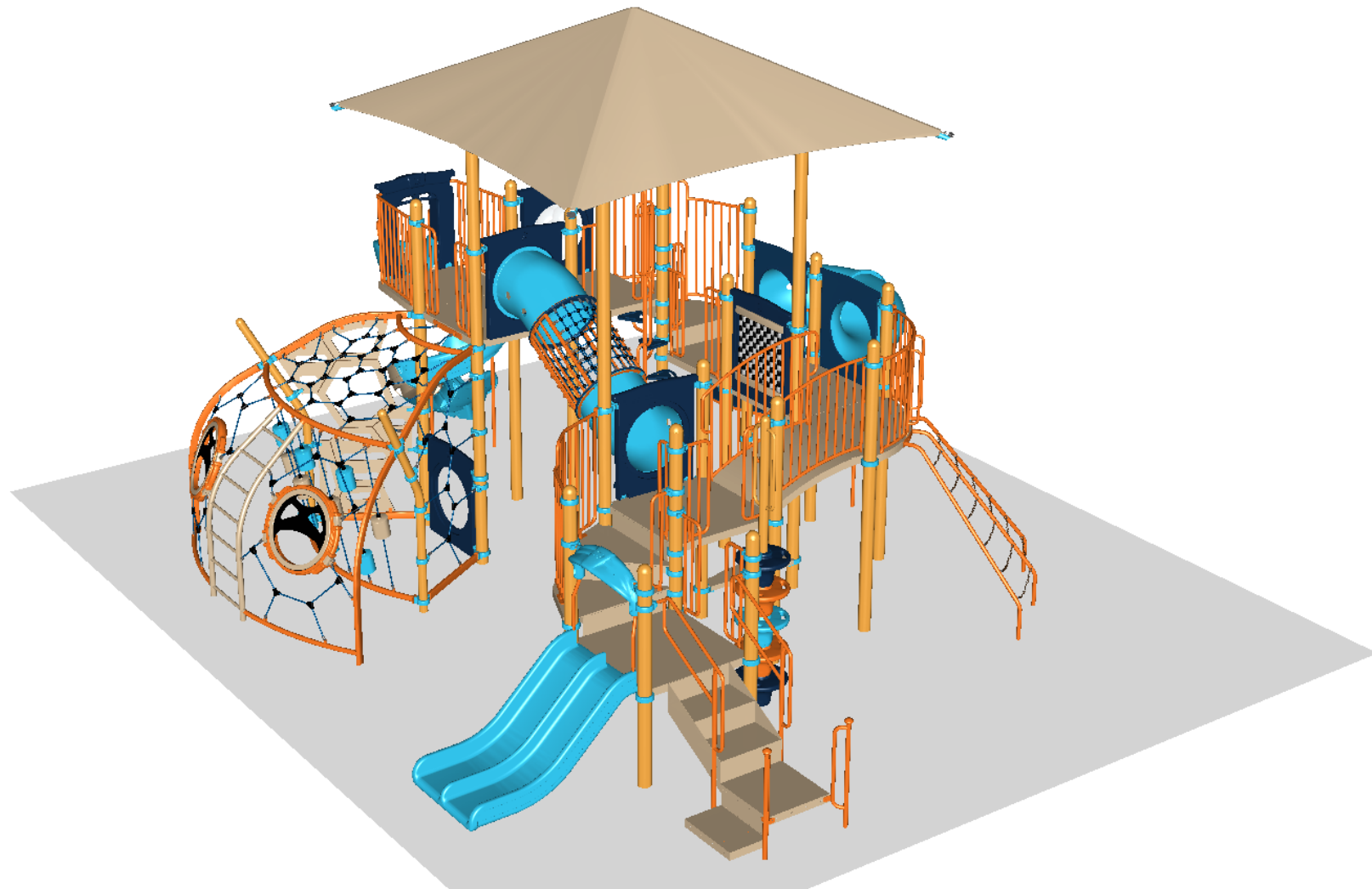


STRUCTURE#: NF56E7A0A
PROJECT#: NF56E7A0A
DATE: 1/4/2023

NF56E7A0A
NE VIEW

R5

FOR KIDS
AGES
5-12



STRUCTURE#: NF56E7A0A
PROJECT#: NF56E7A0A
DATE: 1/4/2023



Bill of Materials

NF56E7A0A

Project# NF56E7A0A

1/4/2023

Item	Description	Quantity
NF56E7A0A		
HS-1004-R	Collars	73
HS-1004-R35	Collars R35	9
GF-7002	Dome Cap, R5	15
S-1010-R5-10ft	Post, 10ft R5	2
S-1011-R5-11ft	Post, 11ft R5	1
S-1012-R5-12ft	Post, 12ft R5	3
S-1013-R5-13ft	Post, 13ft R5	4
S-1014-R5-14ft	Post, 14ft R5	1
S-1015-R5-15ft	Post, 15ft R5	4
S-1019-R5-19ft	Post, 19ft R5	4
S-1101-R5	Square Deck	6
S-11021-L	Spiral Deck, (Left, 24in)	1
S-11021-R	Spiral Deck, (Right, 24in)	1
S-1107-R5	Curved Deck	1
S-1209-24-R5	Transfer Station, 36in-L	1
S-1233-5-HW	Climber, Disc 54-60in (w/ HW)	1
S-1234-8R	Climber, Spiral Step 90-96in	1
S-1245-6R5	Climber, Terrace Chain 66-72in (Curved)	1
S-1306-R5	Double Slide SitDown Hood	1
S-1309-2-R5	Half Walls (Pair) R5	4
S-1310-R5	Transition Wall	1
S-1414-C	Clover Seat	3
S-1500-180-R5I-72	Crawl Tube, (180 Degree DTD) 66-72in	1
S-1514-45R5	Bridge, Inclined Arch (45in)	1
S-1535-3DTD-V2	Climber, Crawl-Netix 36in (DTD, 36)	1



Bill of Materials (continued)

Item	Description	Quantity
S-1600-R5G	Crawl Thru Panel	1
S-1632-R5	Bug Eye Panel	1
S-1685-R5	Mosaic Panel	1
S-1702-3R5	Slide, Double 36in	1
S-1706-S8R-R5	Slide, Twister Spiral 96in (R)	1
S-18021-R5QD14	Shade Canopy, 14ft Quad Square	1
S-1812-R5	Driver Wheel (Post Mounted)	1
S-1962-R5	Playseat	1
S-1980-R5	Counter Connection MT-2	1
S-5103	Geo-Hex Wall	1
S-5104	Hex Net Frame	1
S-5206-DL	Explorers Arch Bay (Deck)	1