

NF56D442A
TOP VIEW

ADA ACCESSIBILITY GUIDELINES - ADAAG CONFORMANCE

ELEVATED	ACCESSIBLE	RAMP ACCESSIBLE	GROUND	TYPES
6	6/3	0/0	9/2	2/2
CHILD CAPACITY		116	MAX FALL HEIGHT	108

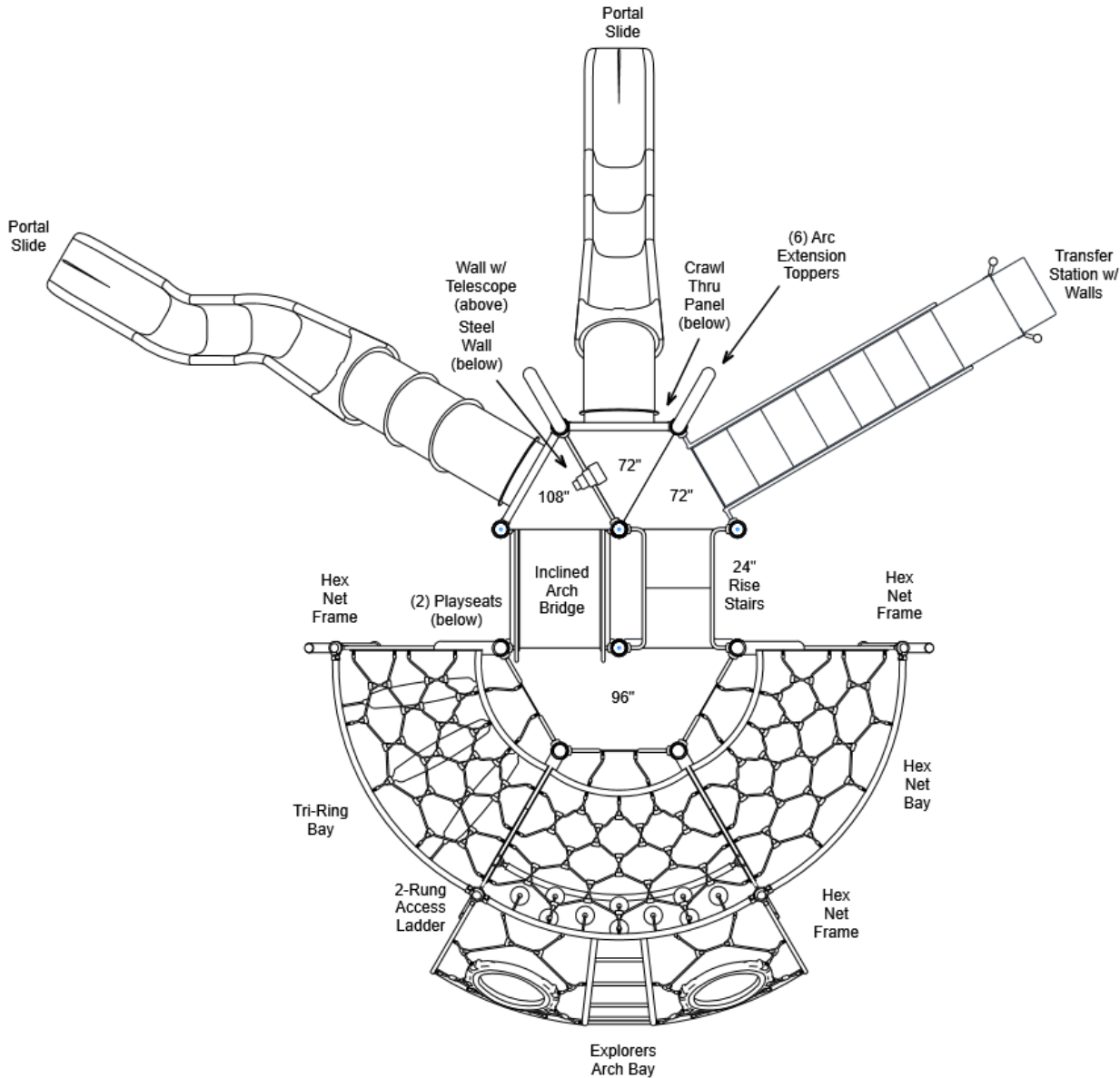
R5

FOR KIDS
AGES
5-12

GENERAL NOTES

This conceptual plan is based on information provided prior to construction. Detailed site information, including the following, should be obtained, evaluated, and utilized in the final project design. Exact site dimensions, topography, existing utilities, soil conditions and drainage solutions.

WARNING: Accessible safety surfacing material is required beneath and around this equipment that has a critical height value (Fall Height) appropriate for the highest accessible part of this equipment. Refer to the CPSC'S Handbook For Public Playground Safety, Section 4: Surfacing.



STRUCTURE # NF56D442A
PROJECT # NF56D442A
DATE 7/29/2024

Playcraft Direct, Inc.
MIN. USE ZONE 46' x 43' (13.949m x 13.09m)



NF56D442A
SITE PLAN

ADA ACCESSIBILITY GUIDELINES - ADAAG CONFORMANCE

ELEVATED	ACCESSIBLE	RAMP ACCESSIBLE	GROUND	TYPES
6	6/3	0/0	9/2	2/2

R5

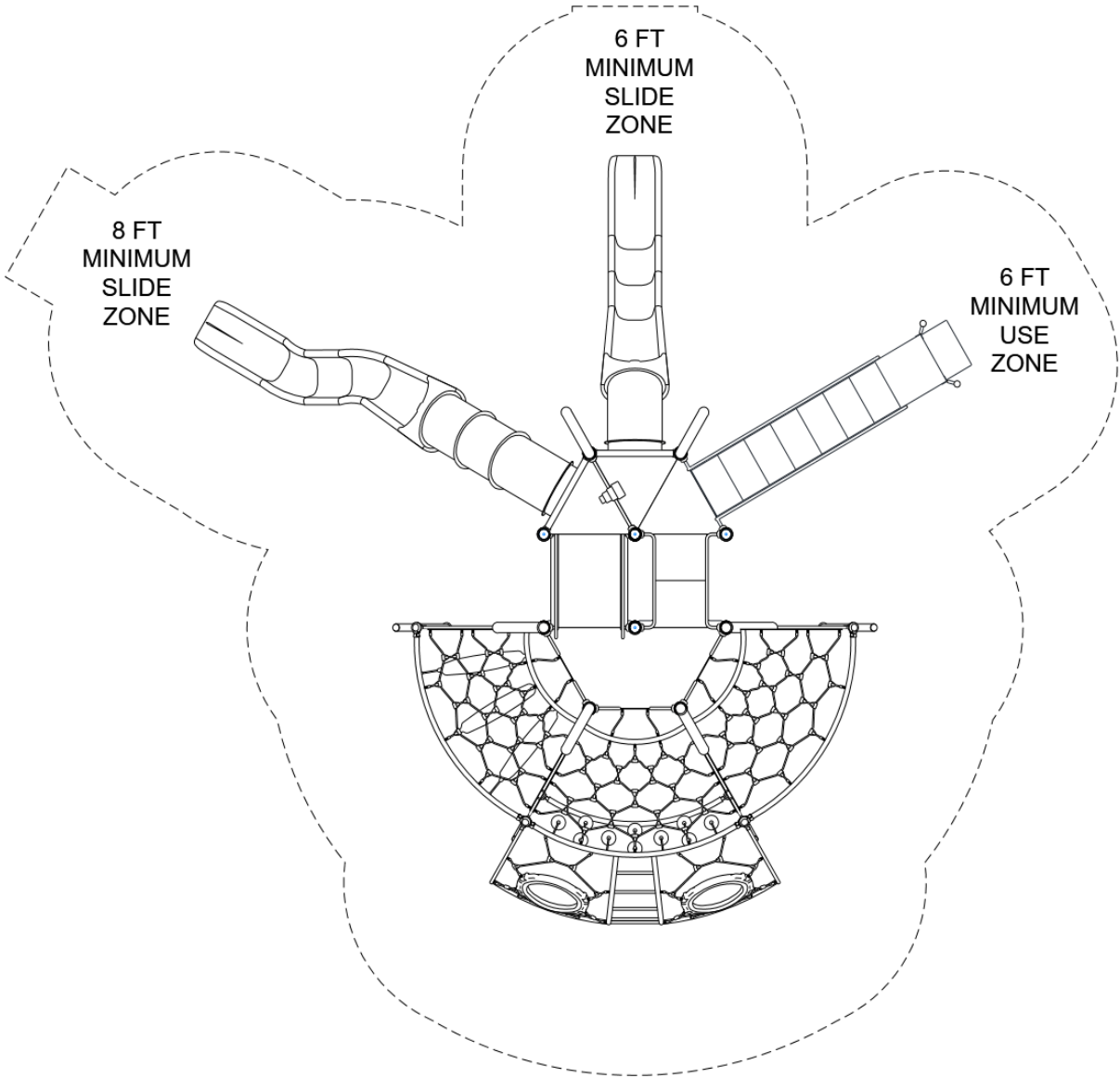
FOR KIDS
AGES
5-12

GENERAL NOTES

This Preliminary Site Plan is based on measurements that were provided in the initial planning phase. All dimensions must be verified prior to the submission of a purchase order. Playcraft Systems will not be held responsible for any discrepancies between actual dimensions and dimensions submitted in the planning phase.

The Minimum Use Zone for a play structure is based on the product design at the time of proposal. Components and structure designs may be subject to change which may affect dimensions. Therefore, before preparing the site, we strongly recommend obtaining final drawings from the factory (available after the order is placed and included in the Assembly Manual).

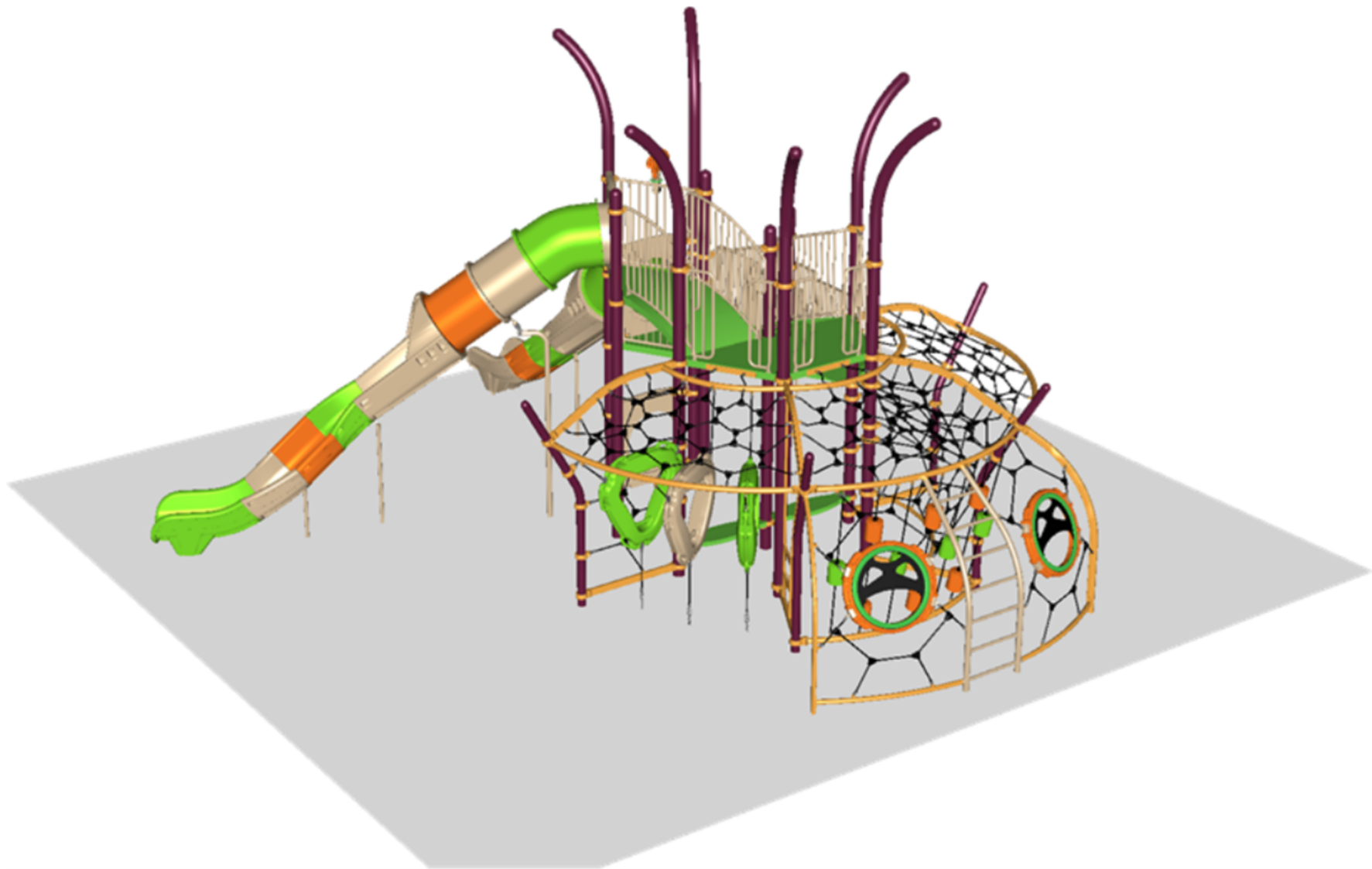
WARNING: Accessible safety surfacing material is required beneath and around this equipment that has a critical height value (Fall Height) appropriate for the highest accessible part of this equipment. Refer to the CPSC'S Handbook For Public Playground Safety, Section 4: Surfacing.



NF56D442A
SW VIEW

R5

FOR KIDS
AGES
5-12

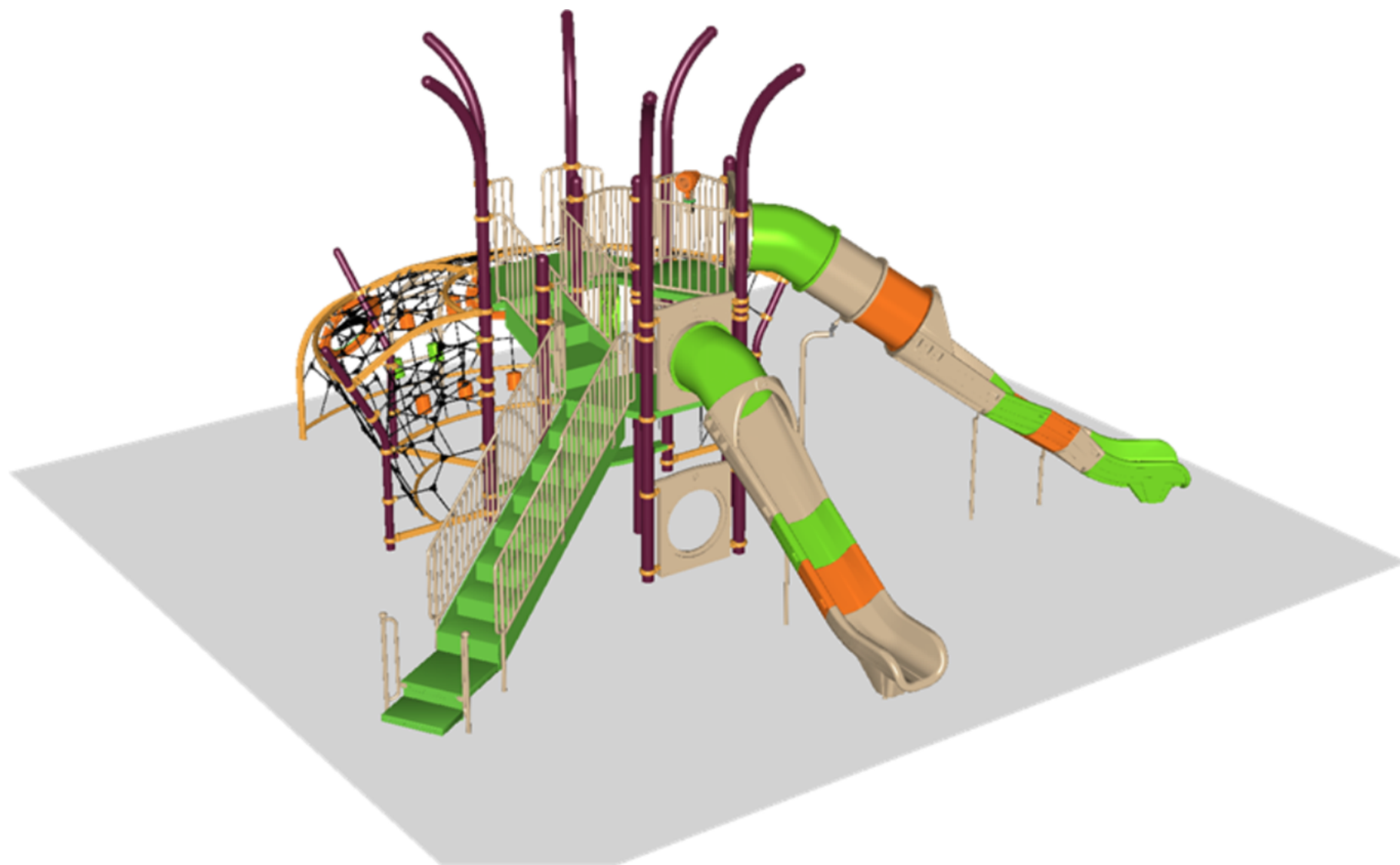


STRUCTURE # NF56D442A
PROJECT # NF56D442A
DATE 7/29/2024

NF56D442A
NE VIEW

R5

FOR KIDS
AGES
5-12



STRUCTURE # NF56D442A
PROJECT # NF56D442A
DATE 7/29/2024

NF56D442A
Project # NF56D442A

Date 7/29/2024

Item / Part Number	Description	Qty
[NF56D442A]		
HS-1004-R	Collars	53
HS-1004-R35	Collars R35	17
GF-7002	Dome Cap, R5	4
S-1014-R5-14ft	Post, 14ft R5	1
S-1015-R5-15ft	Post, 15ft R5	5
S-1016-R5-16ft	Post, 16ft R5	4
S-1102-R5	Tri-Deck	3
S-1103-R5	Hex Deck, Half (5 Post)	1
S-1206-24R45	ADA Stairs, 24in Rise w/ Walls	1
S-1209-60-R5	Transfer Station, 72in-C (W)	1
S-1301-1830-S-R5	Wall w/ Telescope	1
S-1301-36R5	Wall, Steel (36in)	1
S-1309-2-R5	Half Walls (Pair) R5	3
S-1514-45R5	Bridge, Inclined Arch (45in)	1
S-1600-R5G	Crawl Thru Panel	1
S-1709-6-SS	Slide, Portal 72in (S,S)	1
S-1709-9S-LSR	Slide, Portal 108in (L,S,R)	1
S-1850-R5	Arc Extension Topper	6
S-1962-R5	Playseat	2
S-5102	2-Rung Access Ladder	1
S-5104	Hex Net Frame	3
S-5201-DL	Hex Net Bay (Deck)	1
S-5203-DL	Tri-Ring Bay (Deck)	1
S-5206-DL	Explorers Arch Bay (Deck)	1