

NF56A360A

TOP VIEW

ADA ACCESSIBILITY GUIDELINE - ADAAG CONFORMANCE

ELEVATED	ACCESSIBLE	RAMP ACCESSIBLE	GROUND	TYPES
6	3/3	0	3/2	2/2

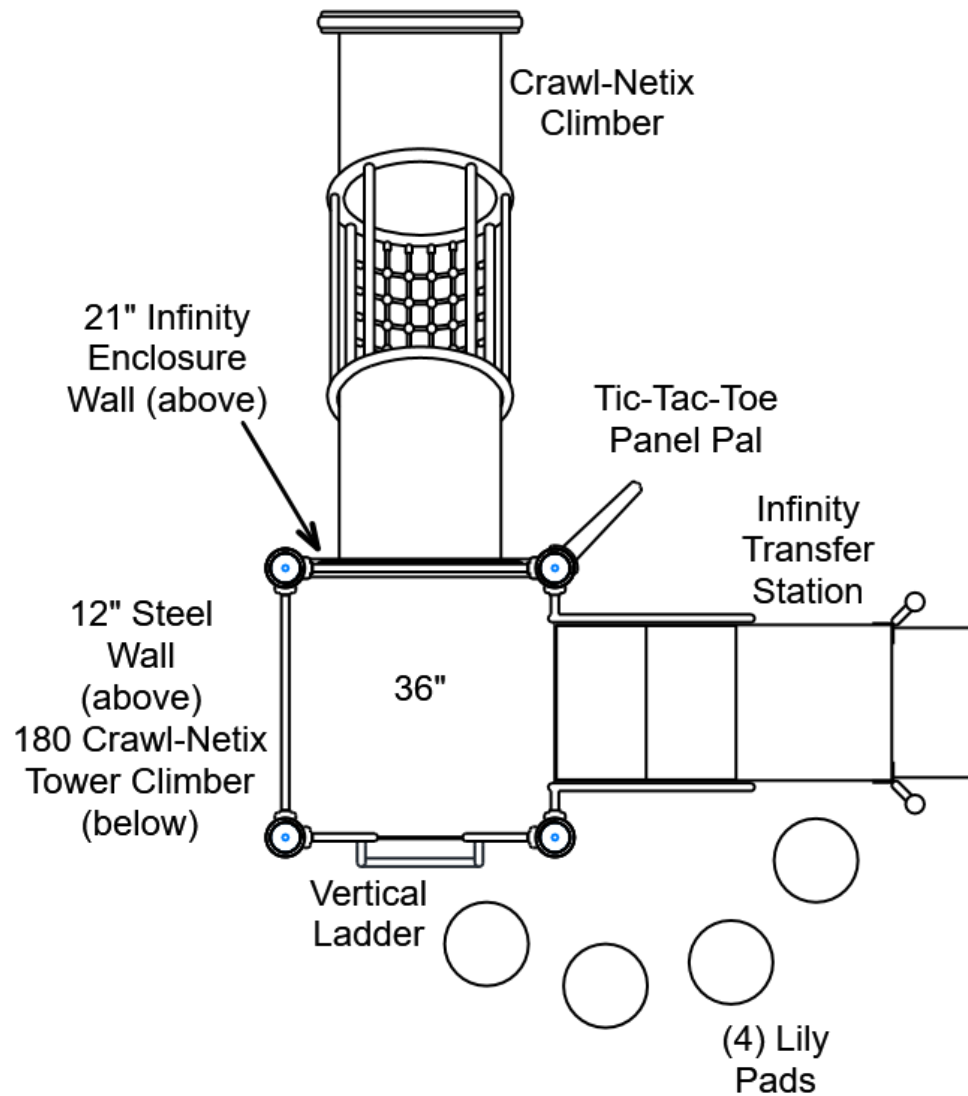
R5

FOR KIDS
AGES
5-12

GENERAL NOTES:

This conceptual plan is based on information provided prior to construction. Detailed site information, including the following, should be obtained, evaluated, and utilized in the final project design. Exact site dimensions, topography, existing utilities, soil conditions and drainage solutions.

WARNING: Accessible safety surfacing material is required beneath and around this equipment that has a critical height value (Fall Height) appropriate for the highest accessible part of this equipment. Refer to the CPSC'S Handbook For Public Playground Safety, Section 4: Surfacing.



STRUCTURE#: NF56A360A
PROJECT#: NF56A360A
DATE: 12/15/2022

MIN. USE ZONE: 39' x 33'

PLAYCRAFT REP:
Playcraft Direct, Inc.

NF56A360A TOP VIEW

ADA ACCESSIBILITY GUIDELINE - ADAAG CONFORMANCE

ELEVATED	ACCESSIBLE	RAMP ACCESSIBLE	GROUND	TYPES
6	3/3	0	3/2	2/2

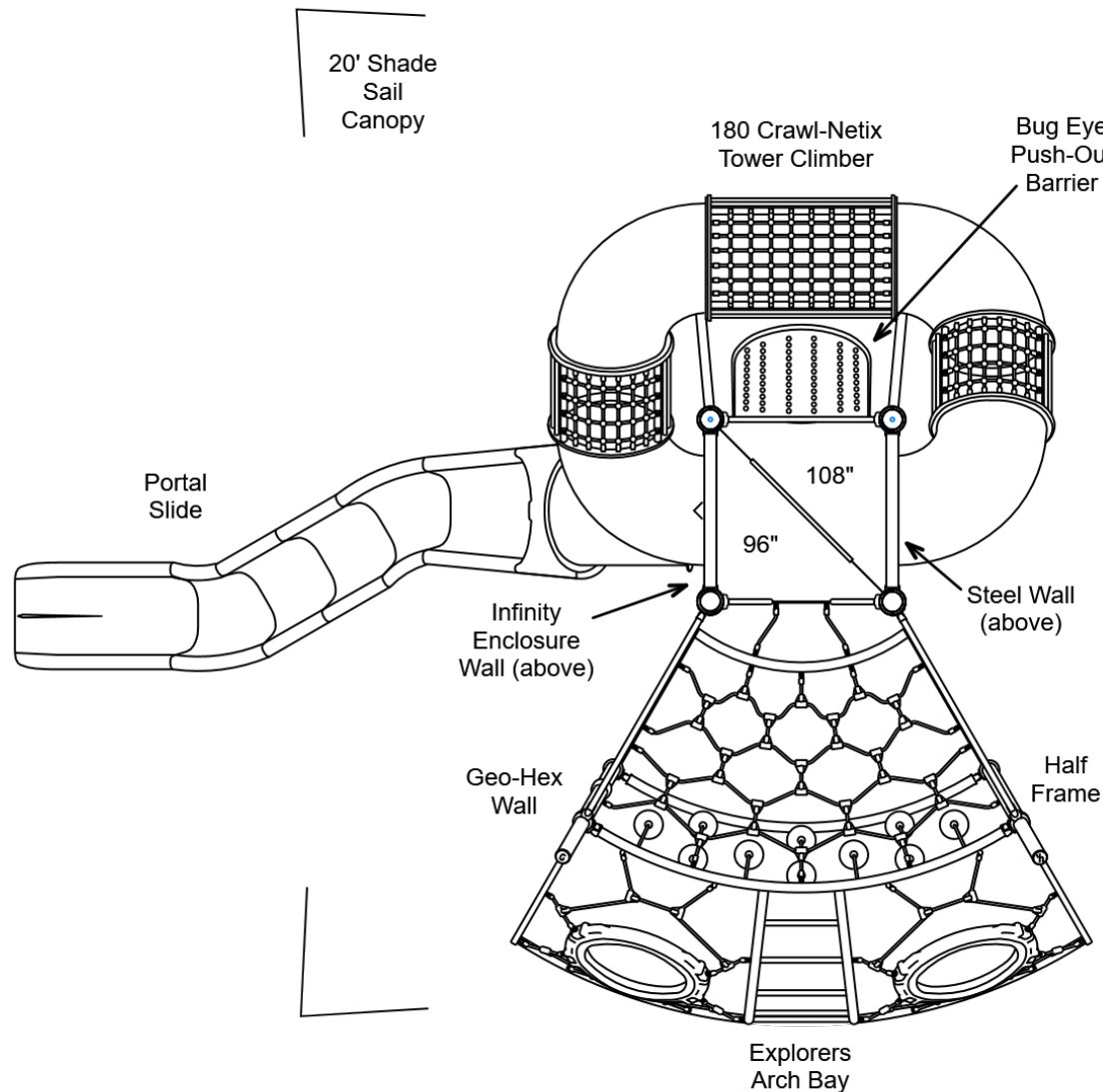
R5

FOR KIDS
AGES
5-12

GENERAL NOTES:

This conceptual plan is based on information provided prior to construction. Detailed site information, including the following, should be obtained, evaluated, and utilized in the final project design. Exact site dimensions, topography, existing utilities, soil conditions and drainage solutions.

WARNING: Accessible safety surfacing material is required beneath and around this equipment that has a critical height value (Fall Height) appropriate for the highest accessible part of this equipment. Refer to the CPSC'S Handbook For Public Playground Safety, Section 4: Surfacing.



STRUCTURE#: NF56A360A
PROJECT#: NF56A360A
DATE: 12/15/2022

MIN. USE ZONE: 39' x 33'

PLAYCRAFT REP:
Playcraft Direct, Inc.

NF56A360A SITE PLAN

ADA ACCESSIBILITY GUIDELINE - ADAAG CONFORMANCE

ELEVATED	ACCESSIBLE	RAMP ACCESSIBLE	GROUND	TYPES
6	3/3	0	3/2	2/2

R5

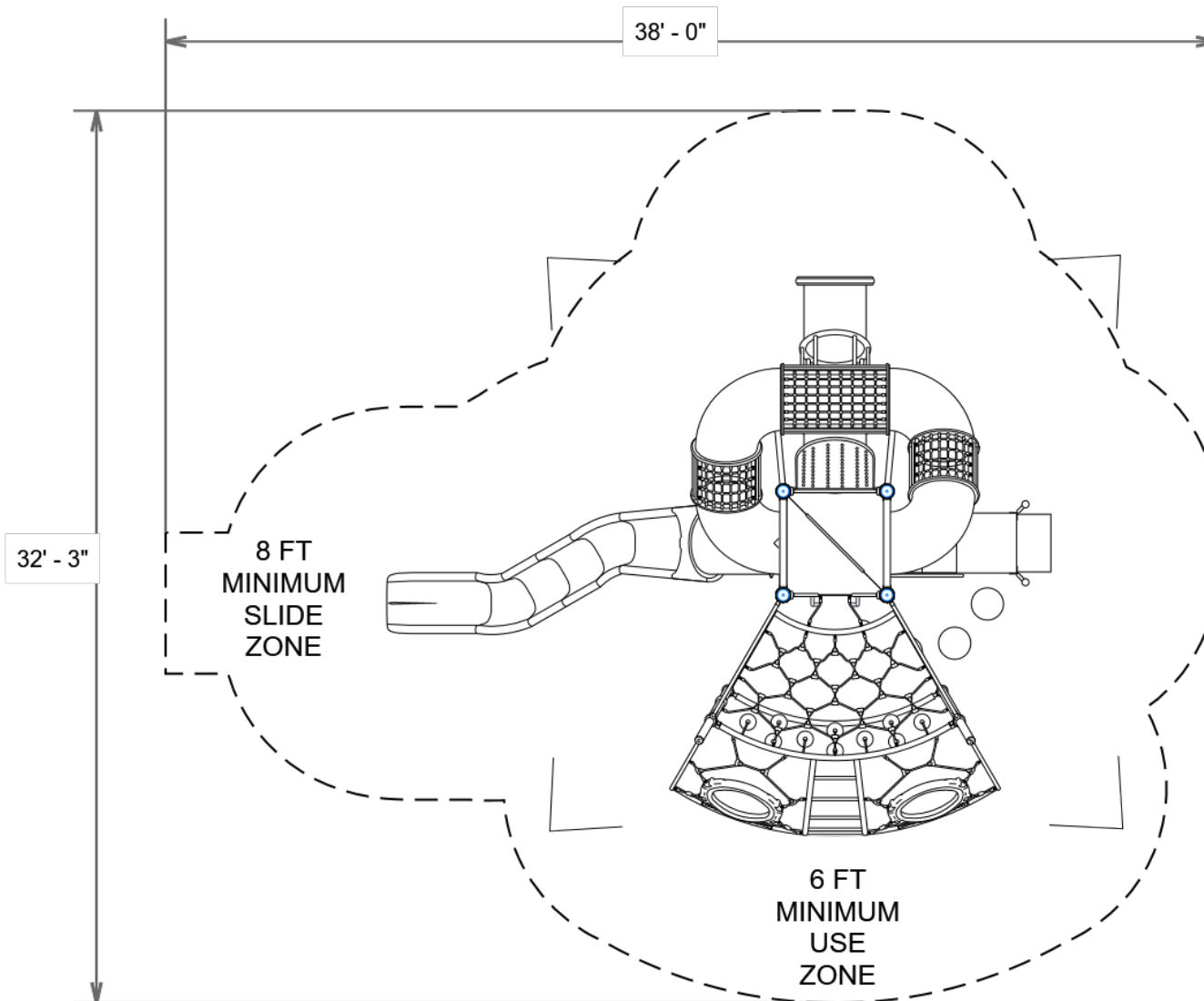
FOR KIDS
AGES
5-12

GENERAL NOTES:

This Preliminary Site Plan is based on measurements that were provided in the initial planning phase. All dimensions must be verified prior to the submission of a purchase order. Playcraft Systems will not be held responsible for any discrepancies between actual dimensions and dimensions submitted in the planning phase.

The Minimum Use Zone for a play structure is based on the product design at the time of proposal. Components and structure designs may be subject to change which may affect dimensions. Therefore, before preparing the site, we strongly recommend obtaining final drawings from the factory (available after the order is placed and included in the Assembly Manual).

WARNING: Accessible safety surfacing material is required beneath and around this equipment that has a critical height value (Fall Height) appropriate for the highest accessible part of this equipment. Refer to the CPSC'S Handbook For Public Playground Safety, Section 4: Surfacing.



PROJECT#: NF56A360A
DATE: 12/15/2022

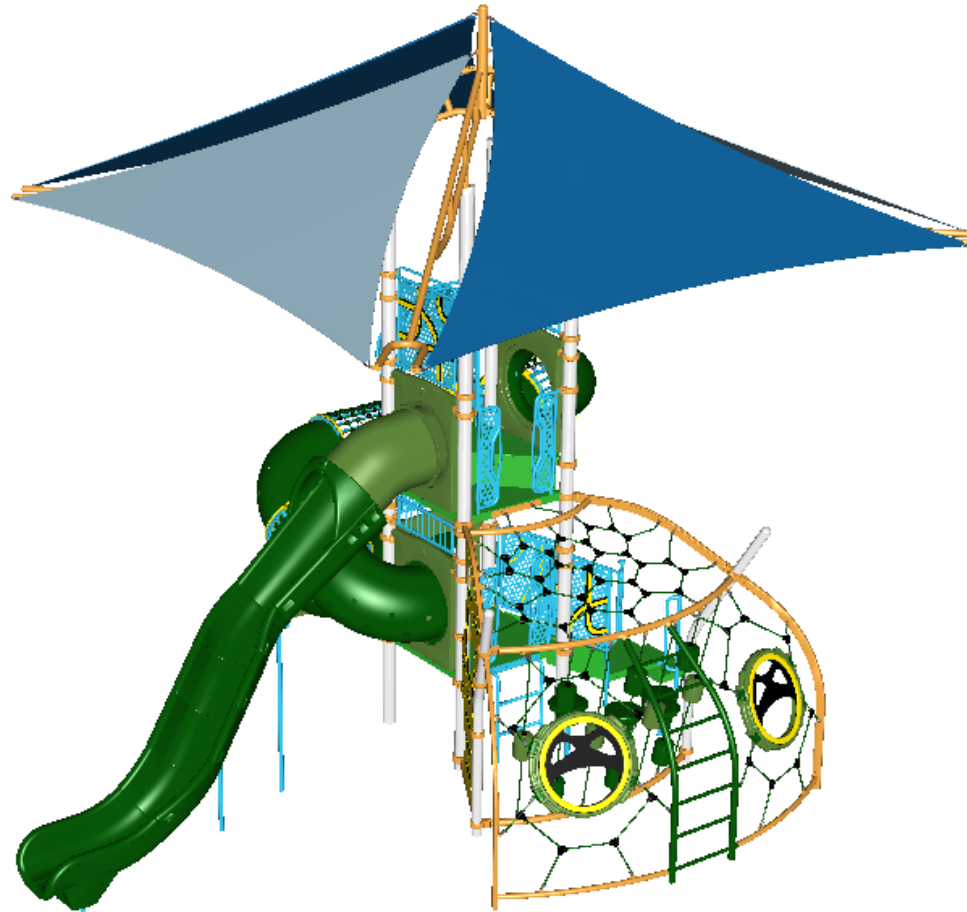
MIN. USE ZONE: 38' x 33'

PLAYCRAFT REP:
Playcraft Direct, Inc.

NF56A360A
SW VIEW

R5

FOR KIDS
AGES
5-12

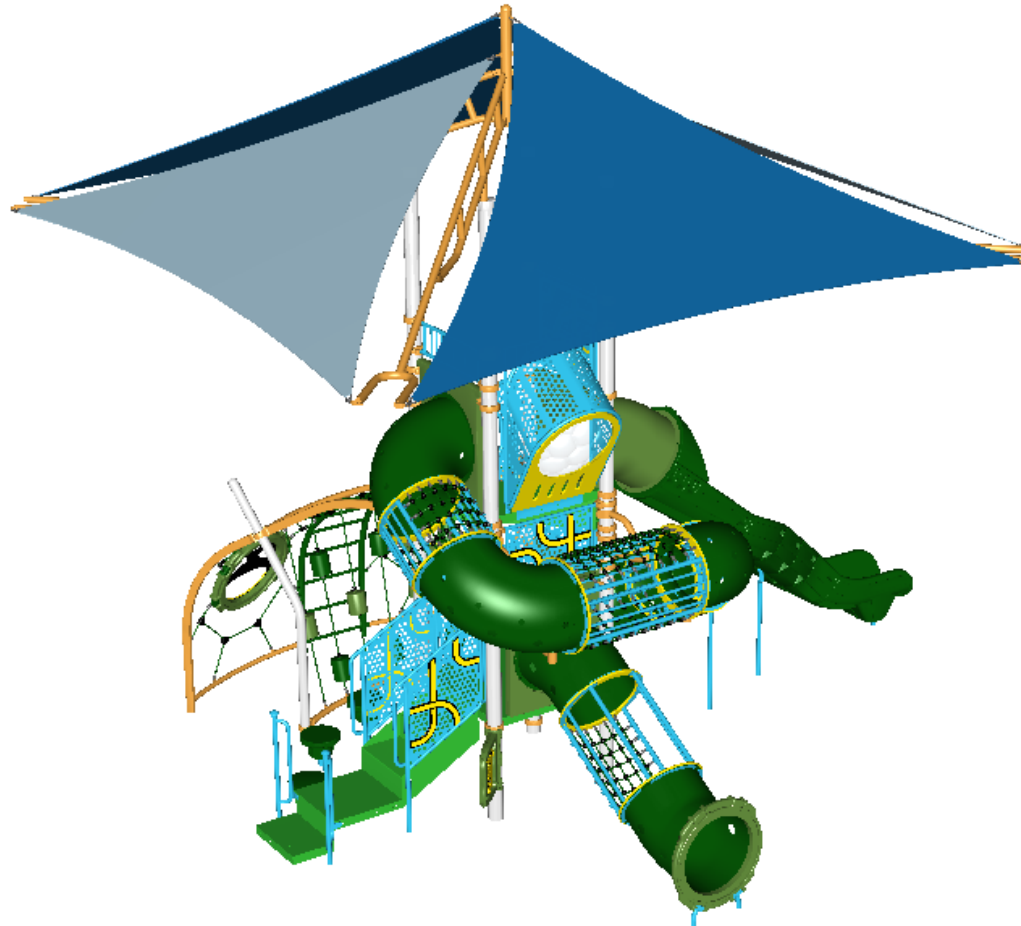


STRUCTURE#: NF56A360A
PROJECT#: NF56A360A
DATE: 12/15/2022

NF56A360A
NE VIEW

R5

FOR KIDS
AGES
5-12



STRUCTURE#: NF56A360A
PROJECT#: NF56A360A
DATE: 12/15/2022



Bill of Materials

NF56A360A

Project# NF56A360A

12/15/2022

Item	Description	Quantity
NF56A360A		
HS-1004-R	Collars	41
HS-1004-R35	Collars R35	6
S-1021-R5-21ft	Post, 21ft R5	4
S-1101-R5	Square Deck	1
S-1105-R5	Half Deck	2
S-1111-R	Filler, Long (12in)	1
S-1111-R	Filler, Long - 12in, R5	1
S-1209-24IW	Infinity Transfer Station, 36in-C	1
S-1210-36	Climber, Vertical Ladder 30-36in	1
S-1301-12R5	Wall, Steel (12in)	2
S-1301-IU21	Wall, Infinity (Below Deck, Above Panel, 72)	1
S-1301-IUS3175	Wall, Infinity (Above Panel, Roto Roof)	1
S-1309-IW-R5	Infinity Half Walls (Pair)	2
S-1362-16132-R5	Push-Out Barrier (Bug Eye)	1
S-1414	Lily Pad Step 12-18in	2
S-1414-30	Lily Pad Step 24in	1
S-1414-6	Lily Pad Step 06in	1
S-1535-3DTG-R5	Climber, Crawl-Netix 36in (DTG, 36)	1
S-1536-6R	Climber, Crawl-Netix Tower (180, Right)	1
S-1664-R5	Panel Pal, Tic-Tac-Toe	1
S-1709-8S-LSSR	Slide, Portal 96in (L-S-S-R, Left)	1
S-18027-R520	Shade Sail Canopy, 20ft	1
S-5101-H	Half Frame	1
S-5103	Geo-Hex Wall	1
S-5206-DL	Explorers Arch Bay (Deck)	1