

# NF54FFD6A

## TOP VIEW

ADA ACCESSIBILITY GUIDELINE - ADAAG CONFORMANCE

ELEVATED	ACCESSIBLE	RAMP ACCESSIBLE	GROUND	TYPES
14	9/7	0	10/5	4/3

R5

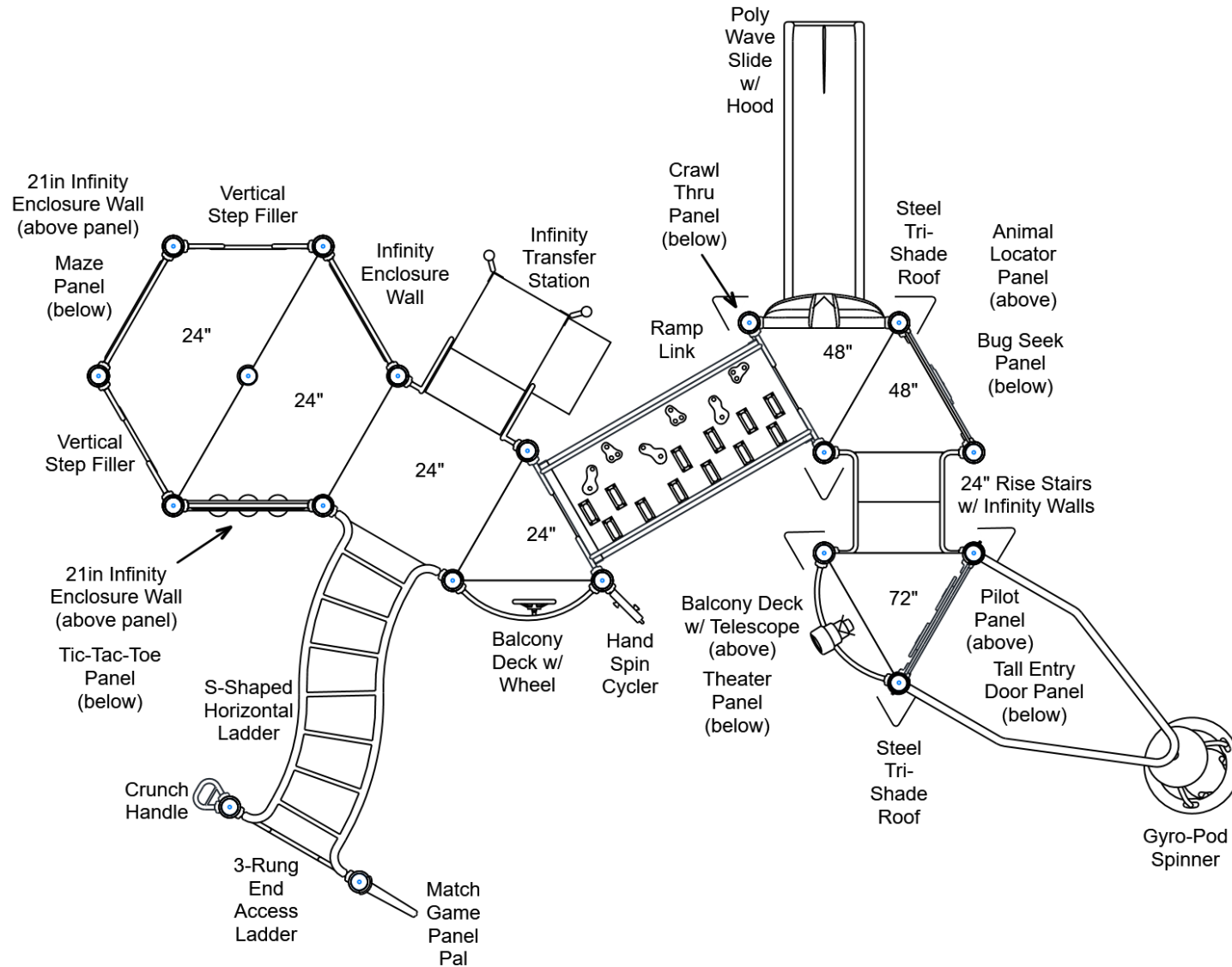
FOR KIDS

AGES  
5-12

### GENERAL NOTES:

This conceptual plan is based on information provided prior to construction. Detailed site information, including the following, should be obtained, evaluated, and utilized in the final project design. Exact site dimensions, topography, existing utilities, soil conditions and drainage solutions.

**WARNING:** Accessible safety surfacing material is required beneath and around this equipment that has a critical height value (Fall Height) appropriate for the highest accessible part of this equipment. Refer to the CPSC's Handbook For Public Playground Safety, Section 4: Surfacing.



STRUCTURE#: NF54FFD6A

PROJECT#: NF54FFD6A

DATE: 4/8/2020 | DRAWN BY: Alyssa

MIN. USE ZONE: 47' x 38'

PLAYCRAFT REP:

**Playcraft Direct, Inc.**

NF54FFD6A  
TOP VIEW

ADA ACCESSIBILITY GUIDELINE - ADAAG CONFORMANCE

ELEVATED	ACCESSIBLE	RAMP ACCESSIBLE	GROUND	TYPES
14	9/7	0	10/5	4/3

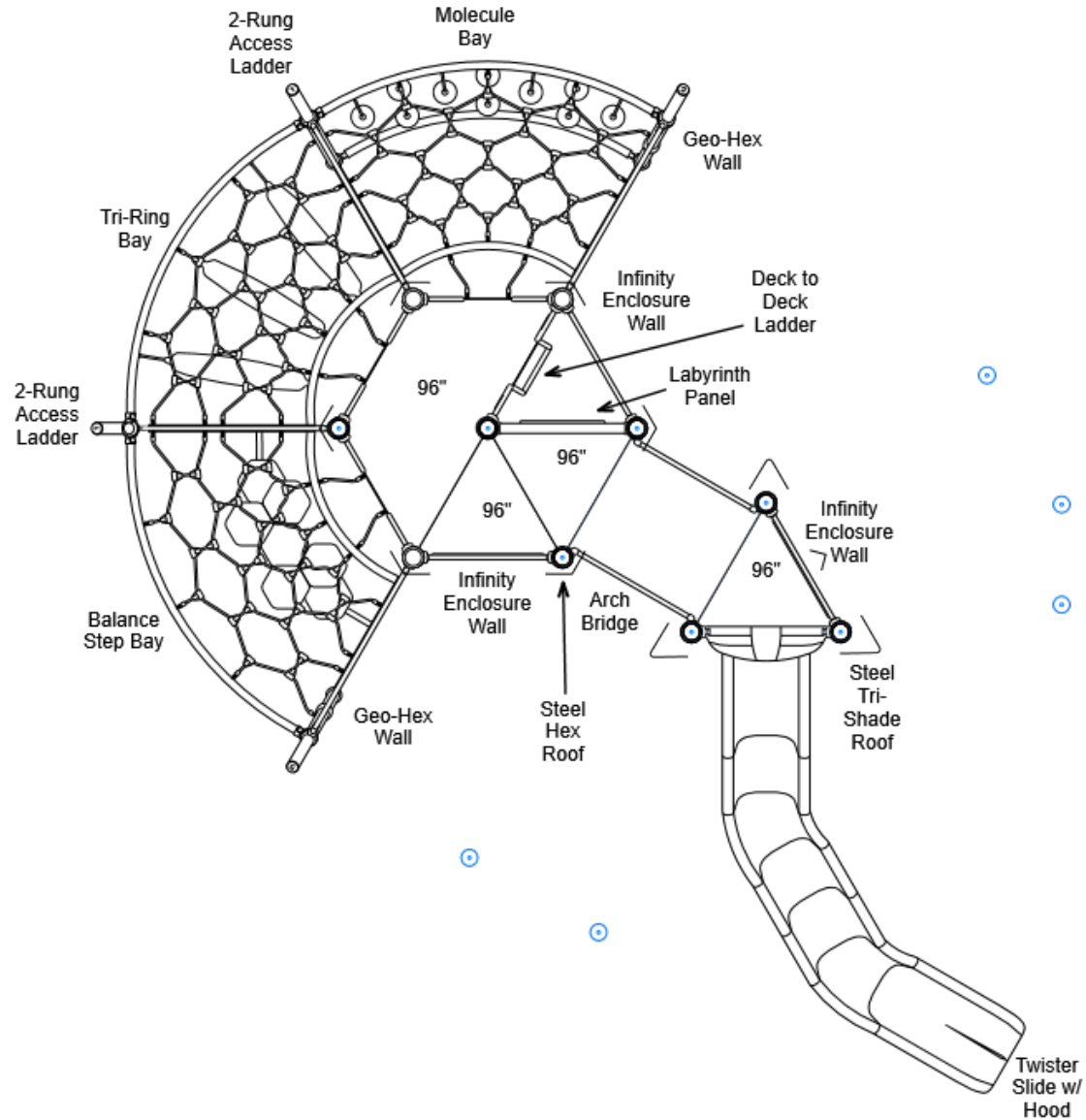
R5

FOR KIDS  
AGES  
5-12

GENERAL NOTES:

This conceptual plan is based on information provided prior to construction. Detailed site information, including the following, should be obtained, evaluated, and utilized in the final project design. Exact site dimensions, topography, existing utilities, soil conditions and drainage solutions.

WARNING: Accessible safety surfacing material is required beneath and around this equipment that has a critical height value (Fall Height) appropriate for the highest accessible part of this equipment. Refer to the CPSC'S Handbook For Public Playground Safety, Section 4: Surfacing.



STRUCTURE#: NF54FFD6A  
PROJECT#: NF54FFD6A  
DATE: 4/8/2020 | DRAWN BY: Alyssa

MIN. USE ZONE: 47' x 38'

PLAYCRAFT REP:  
Playcraft Direct, Inc.

NF54FFD6A  
SITE PLAN

ADA ACCESSIBILITY GUIDELINE - ADAAG CONFORMANCE

ELEVATED	ACCESSIBLE	RAMP ACCESSIBLE	GROUND	TYPES
14	9/7	0	10/5	4/3

R5

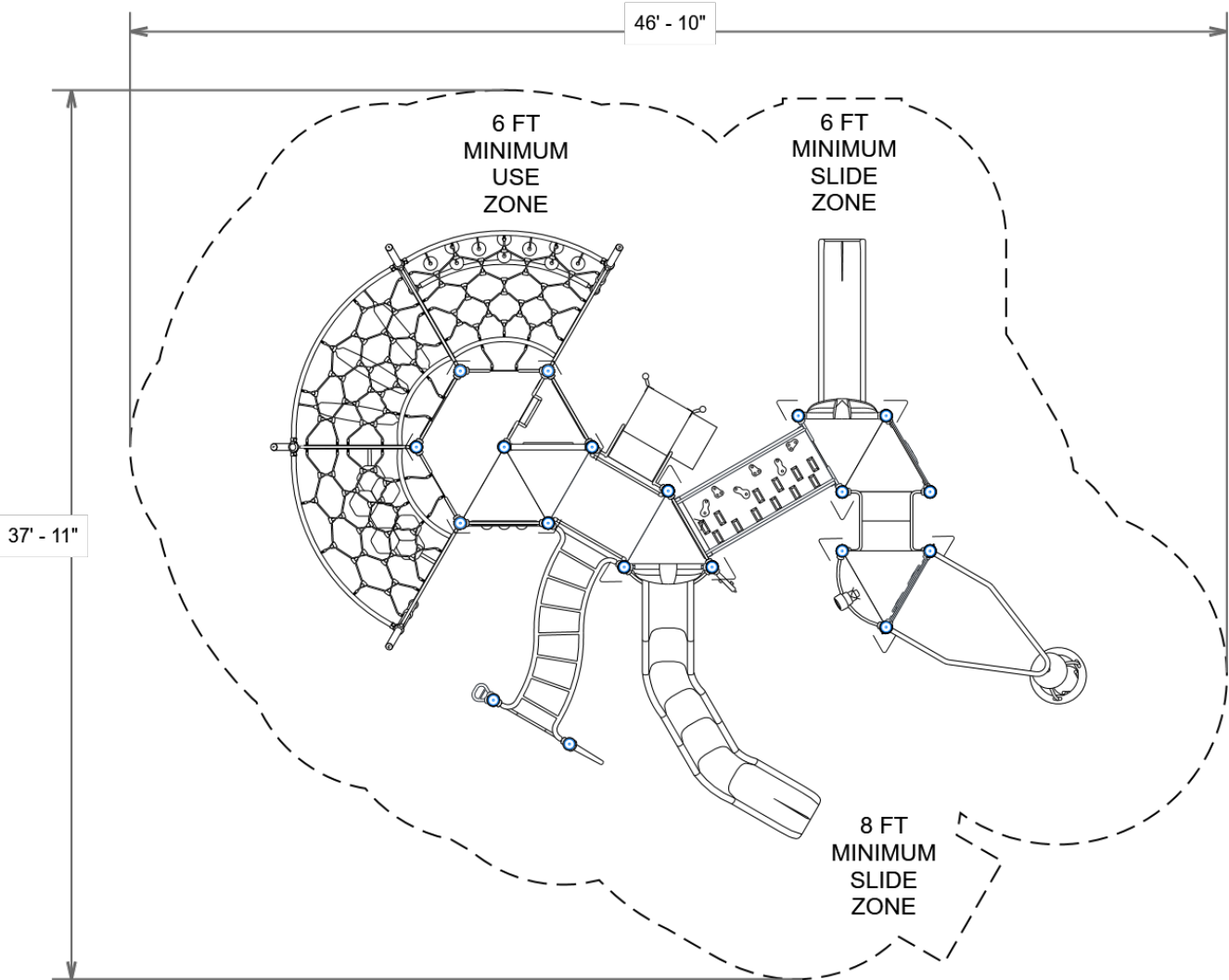
FOR KIDS  
AGES  
5-12

GENERAL NOTES:

This Preliminary Site Plan is based on measurements that were provided in the initial planning phase. All dimensions must be verified prior to the submission of a purchase order. Playcraft Systems will not be held responsible for any discrepancies between actual dimensions and dimensions submitted in the planning phase.

The Minimum Use Zone for a play structure is based on the product design at the time of proposal. Components and structure designs may be subject to change which may affect dimensions. Therefore, before preparing the site, we strongly recommend obtaining final drawings from the factory (available after the order is placed and included in the Assembly Manual).

WARNING: Accessible safety surfacing material is required beneath and around this equipment that has a critical height value (Fall Height) appropriate for the highest accessible part of this equipment. Refer to the CPSC'S Handbook For Public Playground Safety, Section 4: Surfacing.



PROJECT#: NF54FFD6A  
DATE: 4/8/2020 | DRAWN BY: Alyssa

MIN. USE ZONE: 47' x 38'

PLAYCRAFT REP:  
Playcraft Direct, Inc.

**NF54FFD6A**  
**SW VIEW**

**R5**

FOR KIDS  
AGES  
5-12



STRUCTURE#: NF54FFD6A

PROJECT#: NF54FFD6A

DATE: 4/8/2020 | DRAWN BY: Alyssa

**NF54FFD6A**  
**NE VIEW**

**R5**

FOR KIDS  
AGES  
5-12



STRUCTURE#: NF54FFD6A

PROJECT#: NF54FFD6A

DATE: 4/8/2020 | DRAWN BY: Alyssa



## Bill of Materials

NF54FFD6A

Project# NF54FFD6A

4/8/2020

Item	Description	Quantity
NF54FFD6A		
HS-1004-R	Collars	125
GF-7002	Dome Cap, R5	13
S-1011-R5-11ft	Post, 11ft R5	2
S-1012-R5-12ft	Post, 12ft R5	1
S-1015-R5-15ft	Post, 15ft R5	3
S-1017-R5-17ft	Post, 17ft R5	2
S-1018-R5-18ft	Post, 18ft R5	6
S-1019-R5-19ft	Post, 19ft R5	3
S-1021-R5-21ft	Post, 21ft R5	1
S-1023-R5-23ft	Post, 23ft R5	1
S-1101-R5	Square Deck	1
S-1102-R5	Tri-Deck	7
S-1103-R5	Hex Deck, Half (5 Post)	3
S-1109-R5-MT	Balcony Deck w/ Wheel	1
S-1109-R5-T	Balcony Deck w/ Telescope	1
S-1206-24IW	ADA Stairs, 24in Rise w/ Infinity Walls (Short)	1
S-1209-12IW	Infinity Transfer Station, 24in-L	1
S-1211-24R5G	Climber, Vertical Step Filler 24in	2
S-1242-6R5	Deck to Deck Ladder (72in Rise)	1
S-1301-IU21	Wall, Infinity Enclosure (Below Deck, Above Panel, 72)	2
S-1301-IU72	Wall, Infinity Enclosure (Above Wall, Below Barrier)	1
S-1301-IW	Wall, Infinity Enclosure (Standard)	3
S-1303-R5	Single Slide SitDown Hood	1
S-1303-TW-R5	Twister Entry Panel w/ Hood	1
S-1309-IW-R5	Infinity Half Walls (Pair)	5



## Bill of Materials (continued)

Item	Description	Quantity
S-1403-R5	End Access Ladder (3-Rung)	1
S-1405-L-R5	Traverse, Horizontal Ladder (S-Shaped, Left)	1
S-1501-45R5	Bridge, Arch (45in)	1
S-1525-R5	Link, Ramp (Inclined 24in)	1
S-1600-R5G	Crawl Thru Panel	1
S-1607-R5	Maze Panel	1
S-1616-R5	Tic-Tac-Toe Panel	1
S-1618-Bug-R5G	Seek Panel (Bug)	1
S-1634-R5	Labyrinth Panel	1
S-1643-R5	Pilot Panel	1
S-1652-R5	Animal Locator Panel	1
S-1653-R5	Door Panel (Tall Entry)	1
S-1656-R5G	Theater Panel	1
S-1668-R5	Panel Pal, Match Game	1
S-1704-4	Slide, Wave 48in (Single)	1
S-1710-8-SLSSL	Slide, Twister 96in (S-L-S-S-L)	1
S-18013-R5	Metal Roof, Tri-Shade	3
S-1803-R5STL	Metal Roof, Hex	1
S-1932-R5	Hand Spin Cycler (Post Mounted)	1
S-1937-R5	Crunch Handle	1
S-1974-R5	Gyro-Pod Spinner	1
S-5102	2-Rung Access Ladder	2
S-5103	Geo-Hex Wall	2
S-5202-DL	Balance Step Bay (Deck)	1
S-5203-DL	Tri-Ring Bay (Deck)	1
S-5204-DL	Molecule Bay (Deck)	1
HS-1100-2	Deck to Deck Hardware	8