

NF54D416A

TOP VIEW

ADA ACCESSIBILITY GUIDELINES - ADAAG CONFORMANCE

ELEVATED	ACCESSIBLE	RAMP ACCESSIBLE	GROUND	TYPES
0	0/0	0/0	14/0	3/0
CHILD CAPACITY	64	MAX FALL HEIGHT	96	

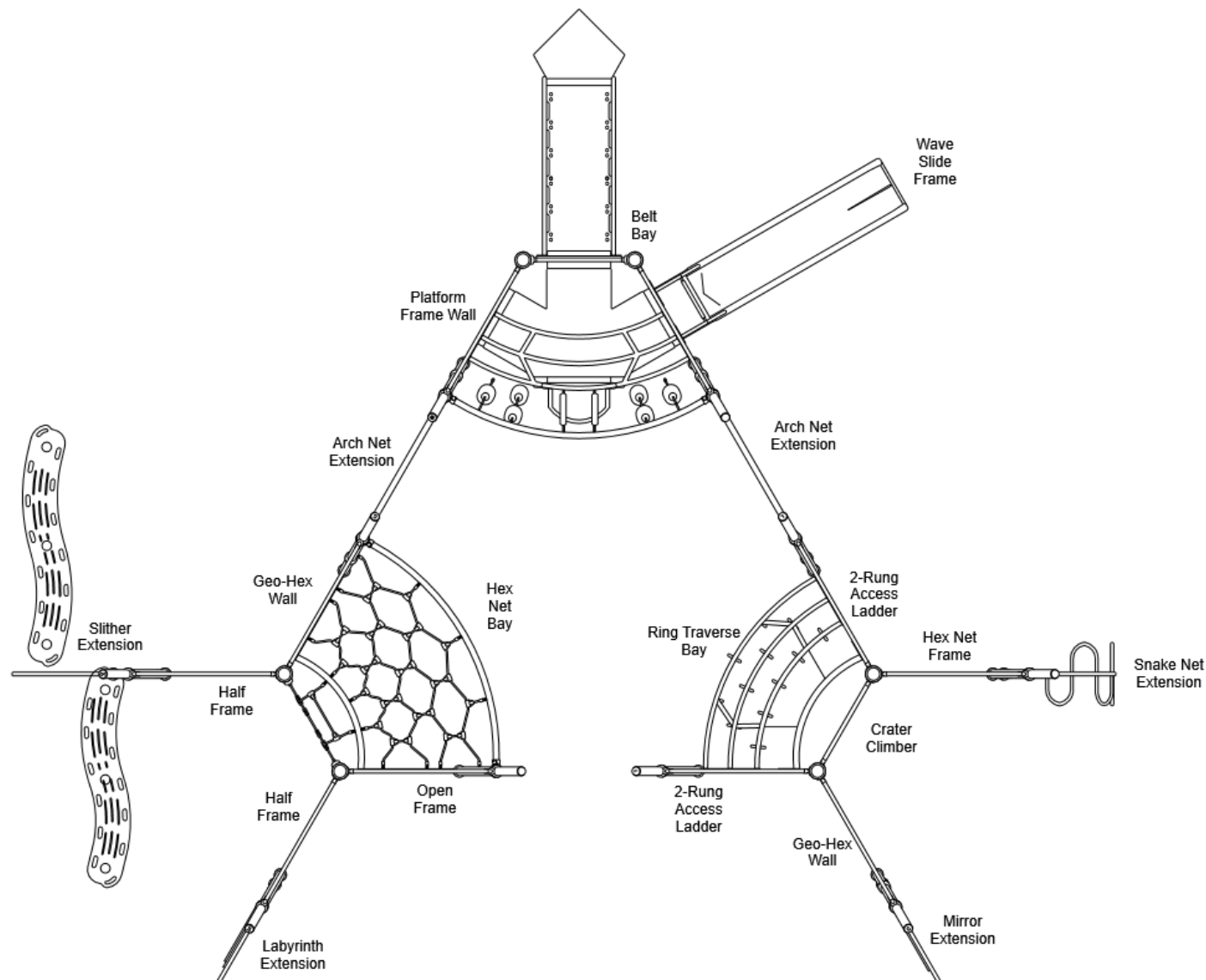
R5

FOR KIDS
AGES
5-12

GENERAL NOTES

This conceptual plan is based on information provided prior to construction. Detailed site information, including the following, should be obtained, evaluated, and utilized in the final project design. Exact site dimensions, topography, existing utilities, soil conditions and drainage solutions.

WARNING: Accessible safety surfacing material is required beneath and around this equipment that has a critical height value (Fall Height) appropriate for the highest accessible part of this equipment. Refer to the CPSC'S Handbook For Public Playground Safety, Section 4: Surfacing.



STRUCTURE # NF54D416A
PROJECT # NF54D416A
DATE 8/24/2023

Playcraft Direct, Inc.

MIN. USE ZONE 49' x 45' (14.935m x 13.582m)

NF54D416A
SITE PLAN

ADA ACCESSIBILITY GUIDELINES - ADAAG CONFORMANCE

ELEVATED	ACCESSIBLE	RAMP ACCESSIBLE	GROUND	TYPES
0	0/0	0/0	14/0	3/0

R5

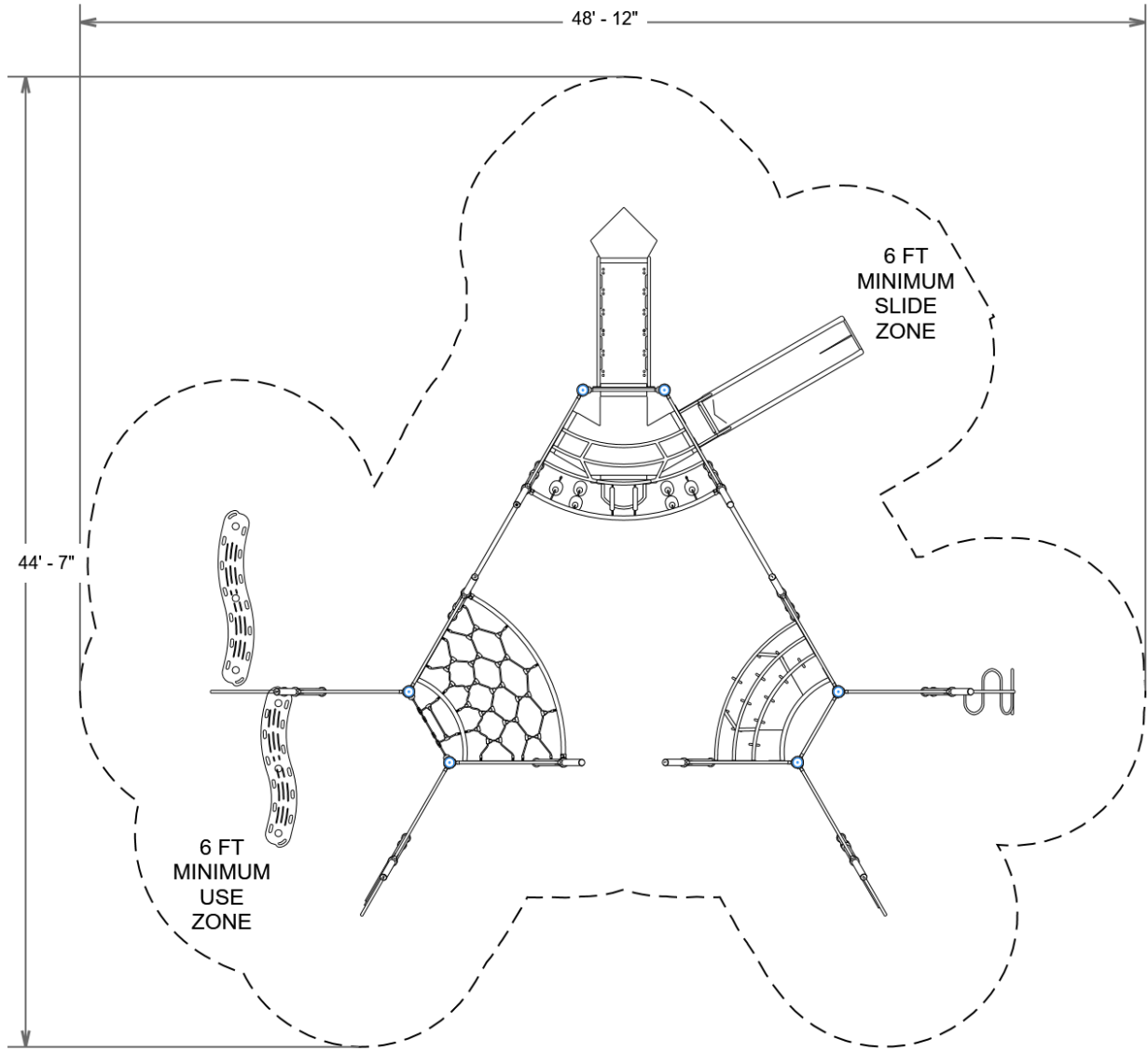
FOR KIDS
AGES
5-12

GENERAL NOTES

This Preliminary Site Plan is based on measurements that were provided in the initial planning phase. All dimensions must be verified prior to the submission of a purchase order. Playcraft Systems will not be held responsible for any discrepancies between actual dimensions and dimensions submitted in the planning phase.

The Minimum Use Zone for a play structure is based on the product design at the time of proposal. Components and structure designs may be subject to change which may affect dimensions. Therefore, before preparing the site, we strongly recommend obtaining final drawings from the factory (available after the order is placed and included in the Assembly Manual).

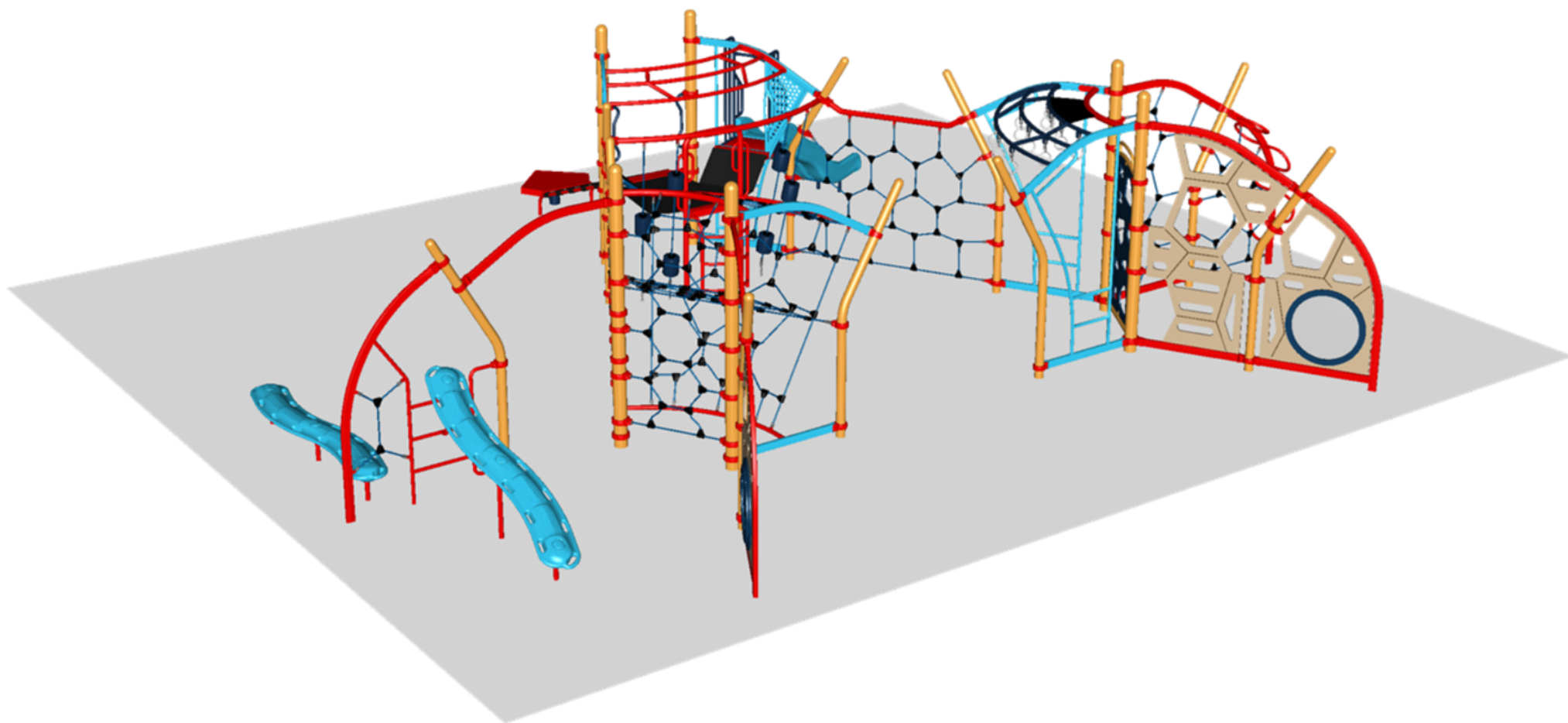
WARNING: Accessible safety surfacing material is required beneath and around this equipment that has a critical height value (Fall Height) appropriate for the highest accessible part of this equipment. Refer to the CPSC'S Handbook For Public Playground Safety, Section 4: Surfacing.



NF54D416A
SW VIEW

R5

FOR KIDS
AGES
5-12



STRUCTURE # NF54D416A
PROJECT # NF54D416A
DATE 8/24/2023

NF54D416A
SE VIEW

R5

FOR KIDS
AGES
5-12

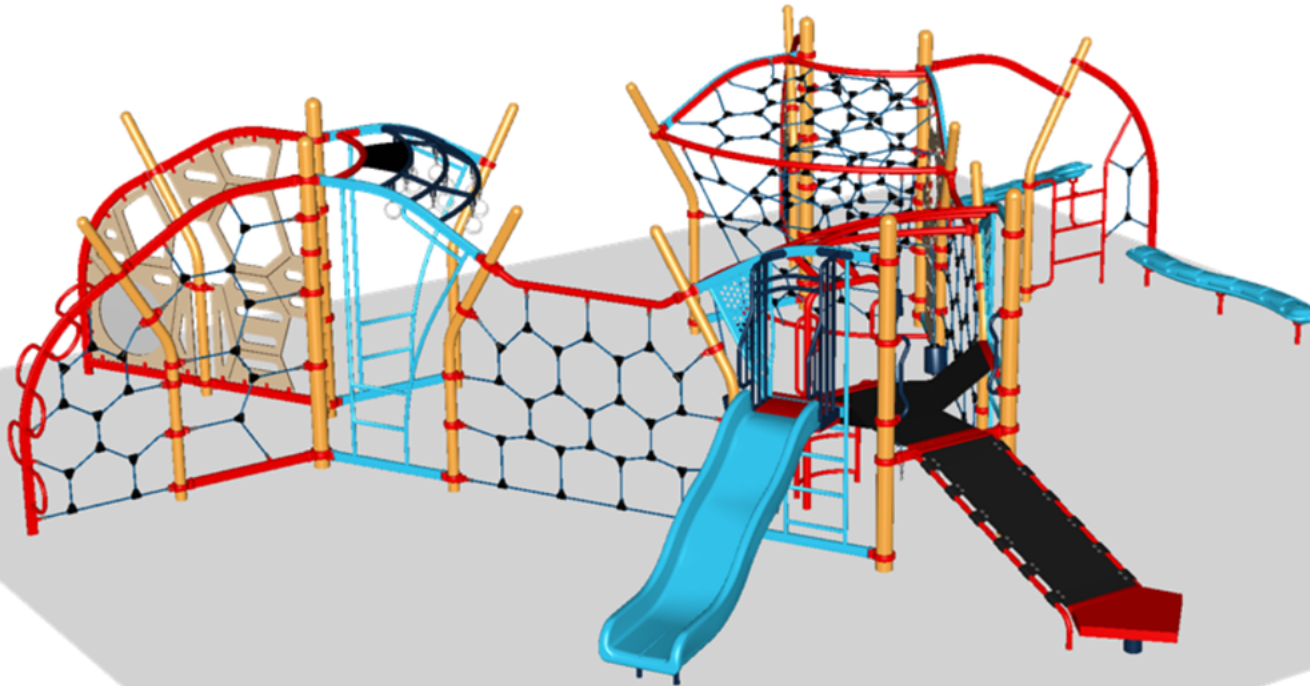


STRUCTURE # NF54D416A
PROJECT # NF54D416A
DATE 8/24/2023

NF54D416A
NE VIEW

R5

FOR KIDS
AGES
5-12

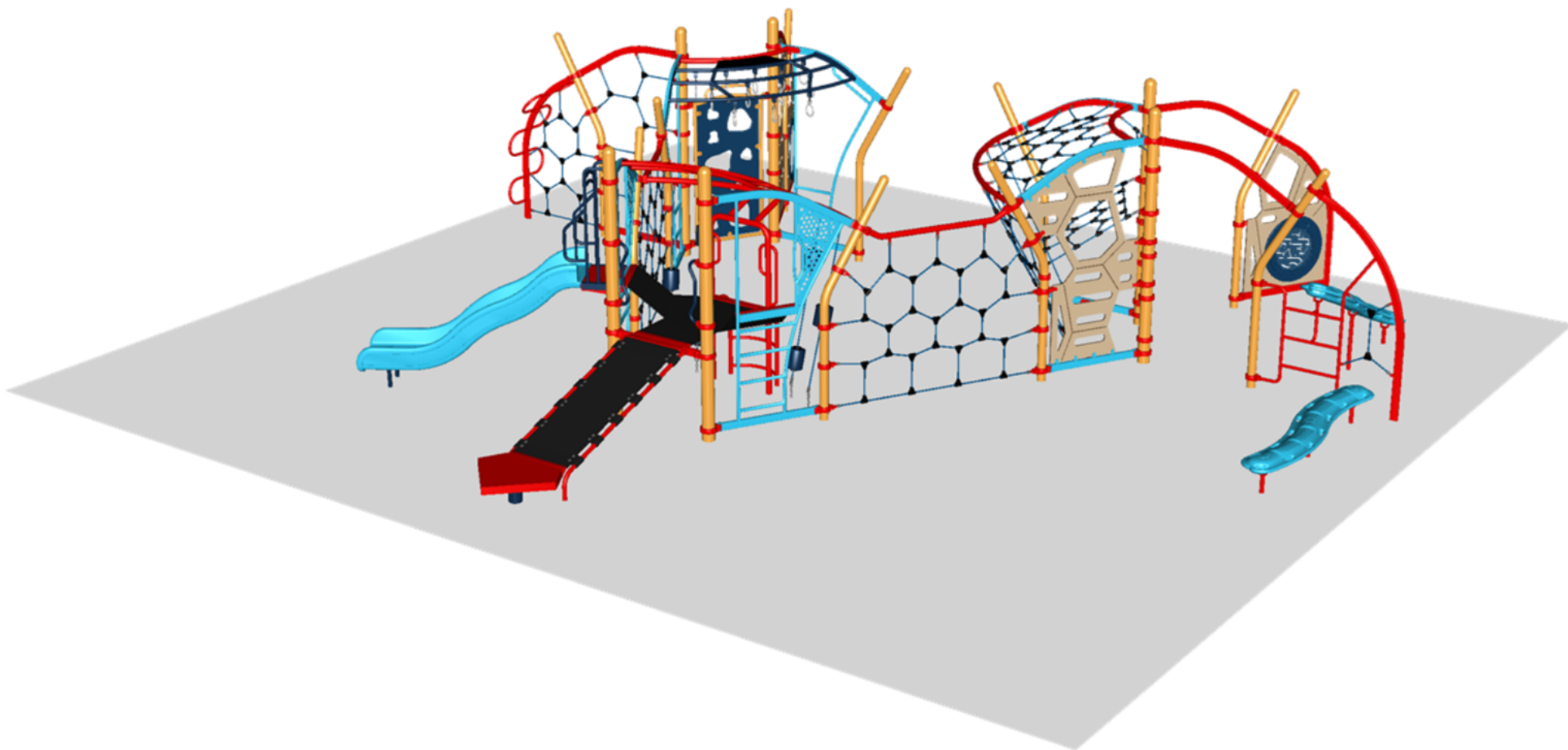


STRUCTURE # NF54D416A
PROJECT # NF54D416A
DATE 8/24/2023

NF54D416A
NW VIEW

R5

FOR KIDS
AGES
5-12



STRUCTURE # NF54D416A
PROJECT # NF54D416A
DATE 8/24/2023

NF54D416A

Project # NF54D416A

Date 8/24/2023

Item / Part Number	Description	Qty
[NF54D416A]		
HS-1004-R	Collars	59
HS-1004-R35	Collars R35	34
GF-7002	Dome Cap, R5	6
S-1012-R5-12ft	Post, 12ft R5	6
S-1259-R5	Climber, Crater	1
S-5101	Open Frame	1
S-5101-H	Half Frame	2
S-5102	2-Rung Access Ladder	2
S-5103	Geo-Hex Wall	2
S-5104	Hex Net Frame	1
S-5105	Platform Frame Wall	1
S-5201	Hex Net Bay	1
S-5205	Ring Traverse Bay	1
S-5207-IN	Inner Belt Bay (Standalone)	1
S-5302	Slither Extension	1
S-5303	Snake Net Extension	1
S-5304-LBY	Labyrinth Extension	1
S-5304-MIR	Mirror Extension	1
S-5305	Arch Net Extension	2
S-5701-R	Wave Slide Frame (48,R)	1