

# NF52A185A

## TOP VIEW

### ADA ACCESSIBILITY GUIDELINES - ADAAG CONFORMANCE

ELEVATED	ACCESSIBLE	RAMP ACCESSIBLE	GROUND	TYPES
8	8/4	3/0	6/3	3/3
CHILD CAPACITY	78	MAX FALL HEIGHT	96	

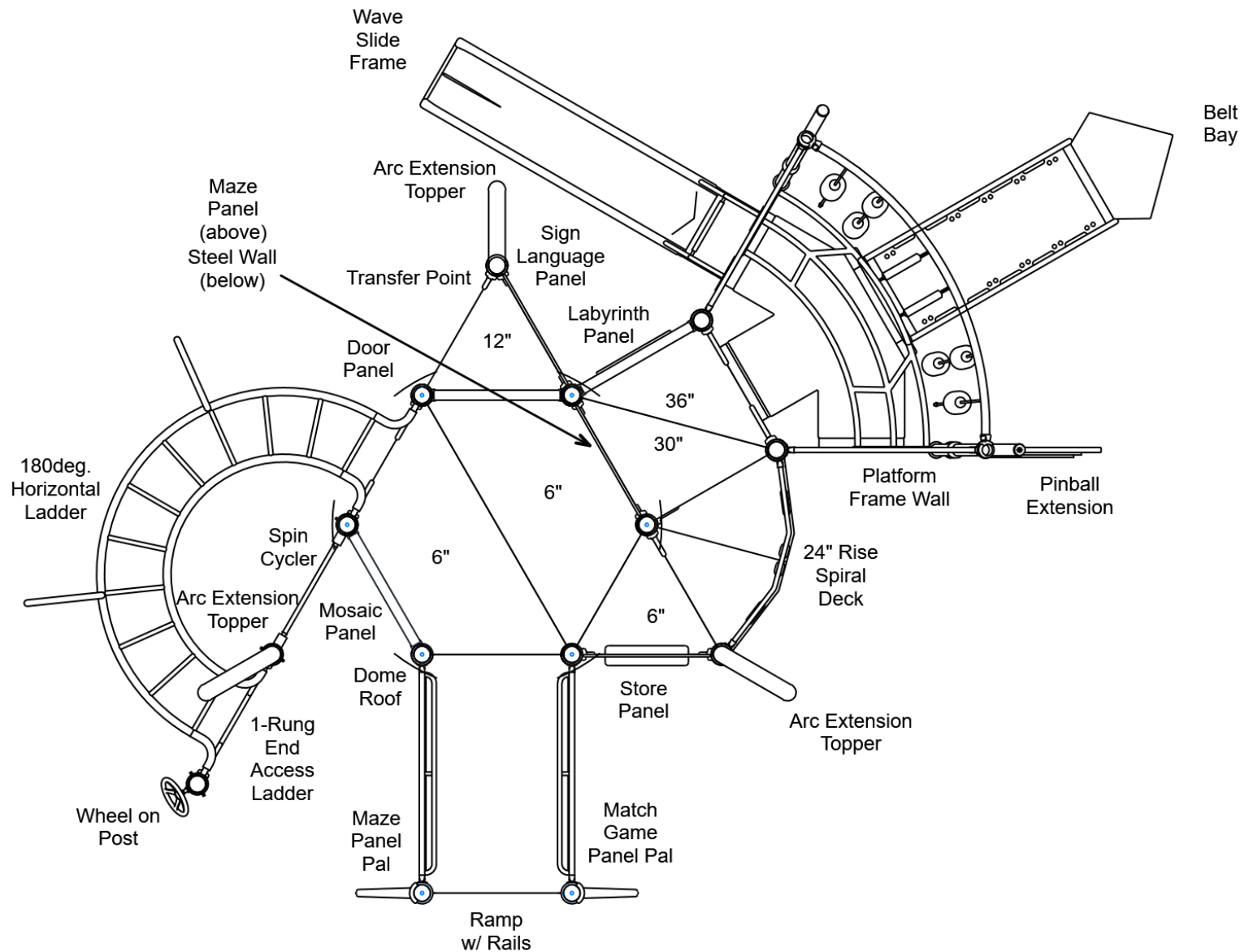
R5

FOR KIDS  
AGES  
5-12

### GENERAL NOTES

This conceptual plan is based on information provided prior to construction. Detailed site information, including the following, should be obtained, evaluated, and utilized in the final project design. Exact site dimensions, topography, existing utilities, soil conditions and drainage solutions.

**WARNING:** Accessible safety surfacing material is required beneath and around this equipment that has a critical height value (Fall Height) appropriate for the highest accessible part of this equipment. Refer to the CPSC'S Handbook For Public Playground Safety, Section 4: Surfacing.



STRUCTURE # NF52A185A  
PROJECT # NF52A185A  
DATE 11/6/2023

Playcraft Direct, Inc.

MIN. USE ZONE 41' x 31' (12.421m x 9.264m)

NF52A185A  
SITE PLAN

ADA ACCESSIBILITY GUIDELINES - ADAAG CONFORMANCE

ELEVATED	ACCESSIBLE	RAMP ACCESSIBLE	GROUND	TYPES
8	8/4	3/0	6/3	3/3

R5

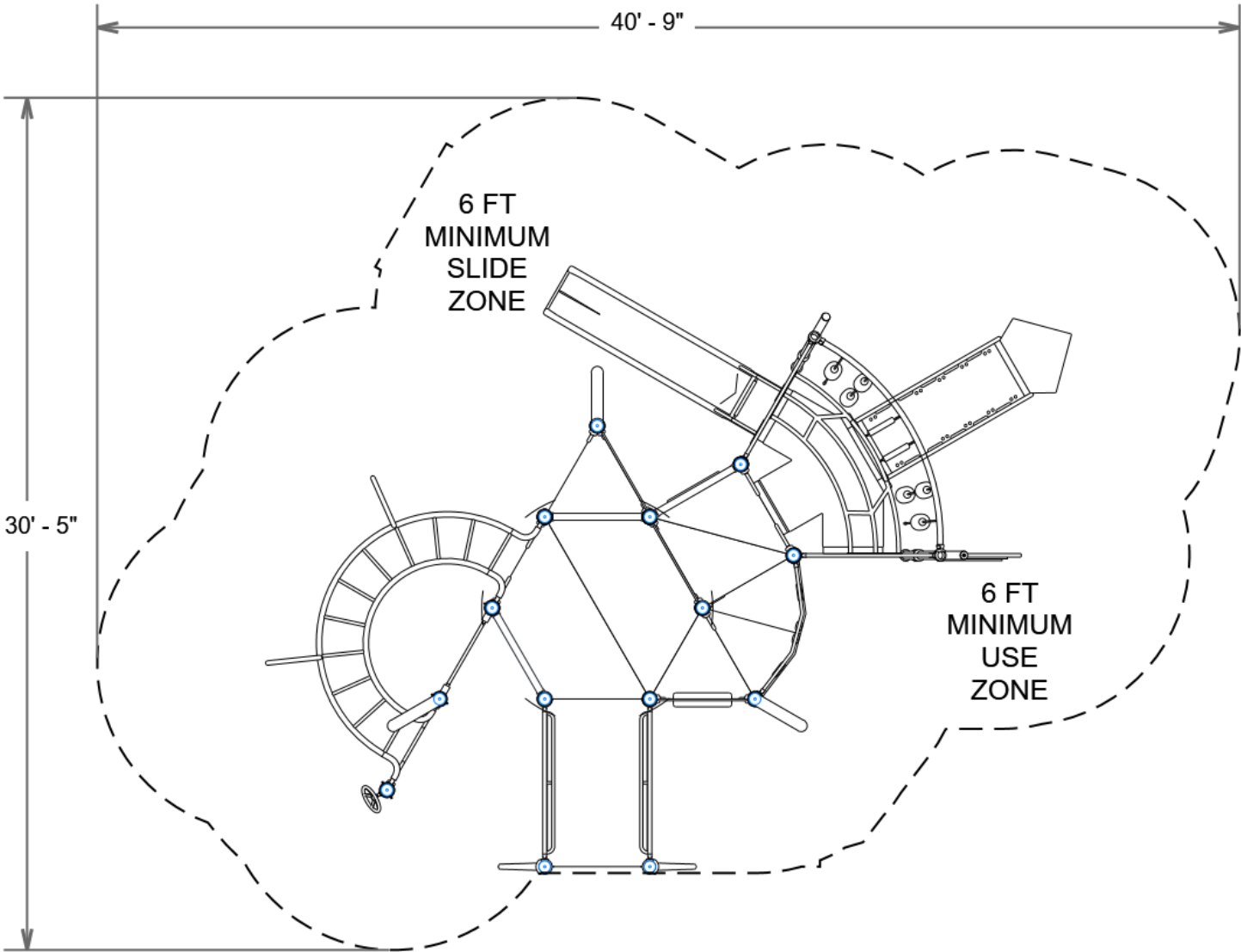
FOR KIDS  
AGES  
5-12

GENERAL NOTES

This Preliminary Site Plan is based on measurements that were provided in the initial planning phase. All dimensions must be verified prior to the submission of a purchase order. Playcraft Systems will not be held responsible for any discrepancies between actual dimensions and dimensions submitted in the planning phase.

The Minimum Use Zone for a play structure is based on the product design at the time of proposal. Components and structure designs may be subject to change which may affect dimensions. Therefore, before preparing the site, we strongly recommend obtaining final drawings from the factory (available after the order is placed and included in the Assembly Manual).

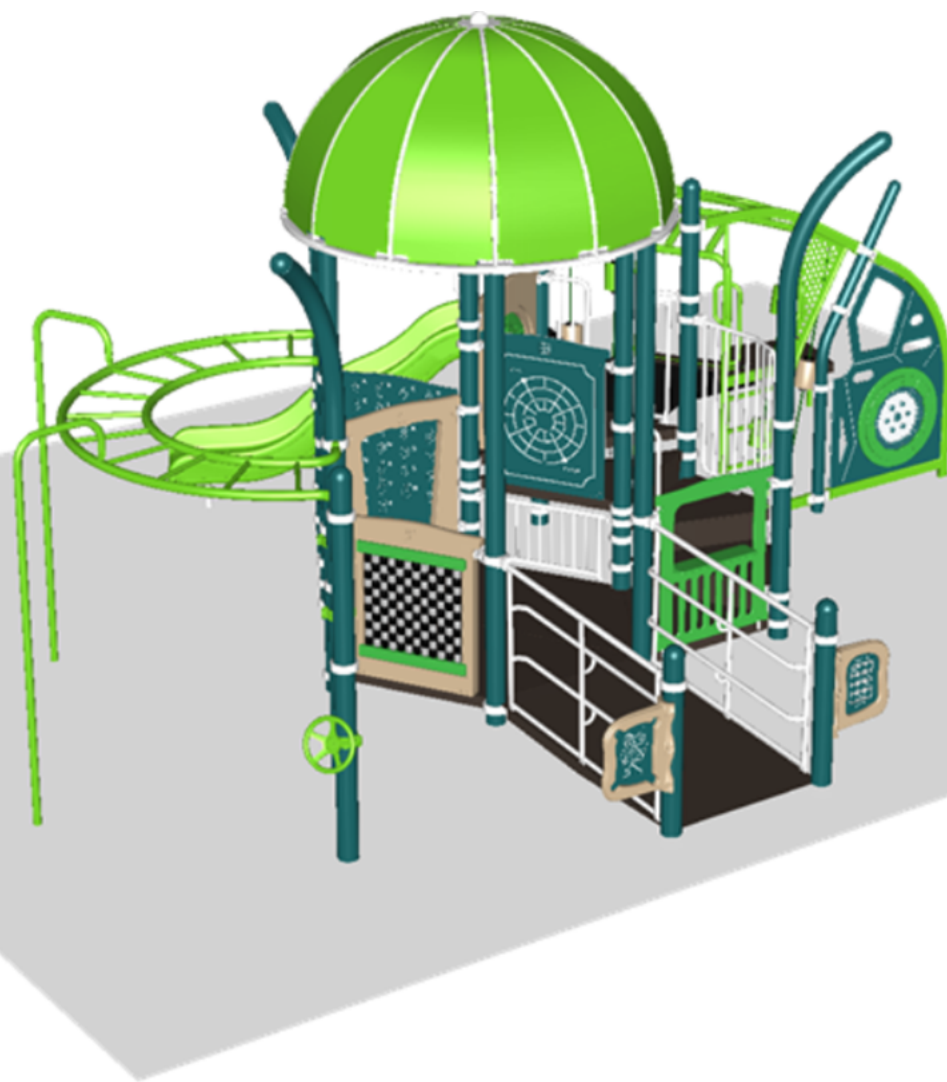
WARNING: Accessible safety surfacing material is required beneath and around this equipment that has a critical height value (Fall Height) appropriate for the highest accessible part of this equipment. Refer to the CPSC'S Handbook For Public Playground Safety, Section 4: Surfacing.



**NF52A185A**  
**SW VIEW**

**R5**

FOR KIDS  
AGES  
5-12




**STRUCTURE #** NF52A185A  
**PROJECT #** NF52A185A  
**DATE** 11/6/2023

**NF52A185A**  
**NE VIEW**

**R5**

FOR KIDS  
AGES  
5-12



**STRUCTURE #** NF52A185A  
**PROJECT #** NF52A185A  
**DATE** 11/6/2023

**NF52A185A**
**Project #** NF52A185A

**Date** 11/6/2023

Item / Part Number	Description	Qty
<b>[NF52A185A]</b>		
HS-1004-R	Collars	60
HS-1004-R35	Collars R35	6
GF-7002	Dome Cap, R5	5
S-1007-R5-07ft	Post, 07ft R5	2
S-1009-R5-09ft	Post, 09ft R5	1
S-1010-R5-10ft	Post, 10ft R5	1
S-1011-R5-11ft	Post, 11ft R5	2
S-1012-R5-12ft	Post, 12ft R5	2
S-1013-R5-13ft	Post, 13ft R5	6
S-11021-L	Spiral Deck, (Left, 24in)	1
S-1102-R5	Tri-Deck	2
S-1105-R5	Half Deck	2
S-1106-R5	Hex Deck, Half (4 Post)	2
S-1208-RL-6	Ramp 72in (6in Incline w/ Rails)	1
S-1301-24R5	Wall, Steel (24in)	1
S-1309-2-R5	Half Walls (Pair) R5	2
S-1313-R5	Handle	1
S-1401-R5	End Access Ladder (1-Rung)	1
S-1422-R5	Traverse, Horizontal Ladder (180 Deg)	1
S-1607-R5	Maze Panel	1
S-1634-R5	Labyrinth Panel	1
S-1654-R5	Door Panel	1
S-1663-R5	Panel Pal, Maze	1
S-1668-R5	Panel Pal, Match Game	1
S-1684-R5	Sign Language Panel	1
S-1685-R5	Mosaic Panel	1
S-16915-R5	Store Panel (CSA)	1
S-1812-R5	Driver Wheel (Post Mounted)	1
S-1819	Roof, Dome	1
S-1850-R5	Arc Extension Topper	3
S-1933-R5	Spin Cycler	1
S-5105	Platform Frame Wall	1
S-5207-DL	Belt Bay (Deck)	1
S-5304-PIN	Pinball Extension	1
S-5701-R	Wave Slide Frame (48,R)	1