

NF525C09A

TOP VIEW

ADA ACCESSIBILITY GUIDELINE - ADAAG CONFORMANCE

ELEVATED	ACCESSIBLE	RAMP ACCESSIBLE	GROUND	TYPES
5	5/3	0	4/2	2/2

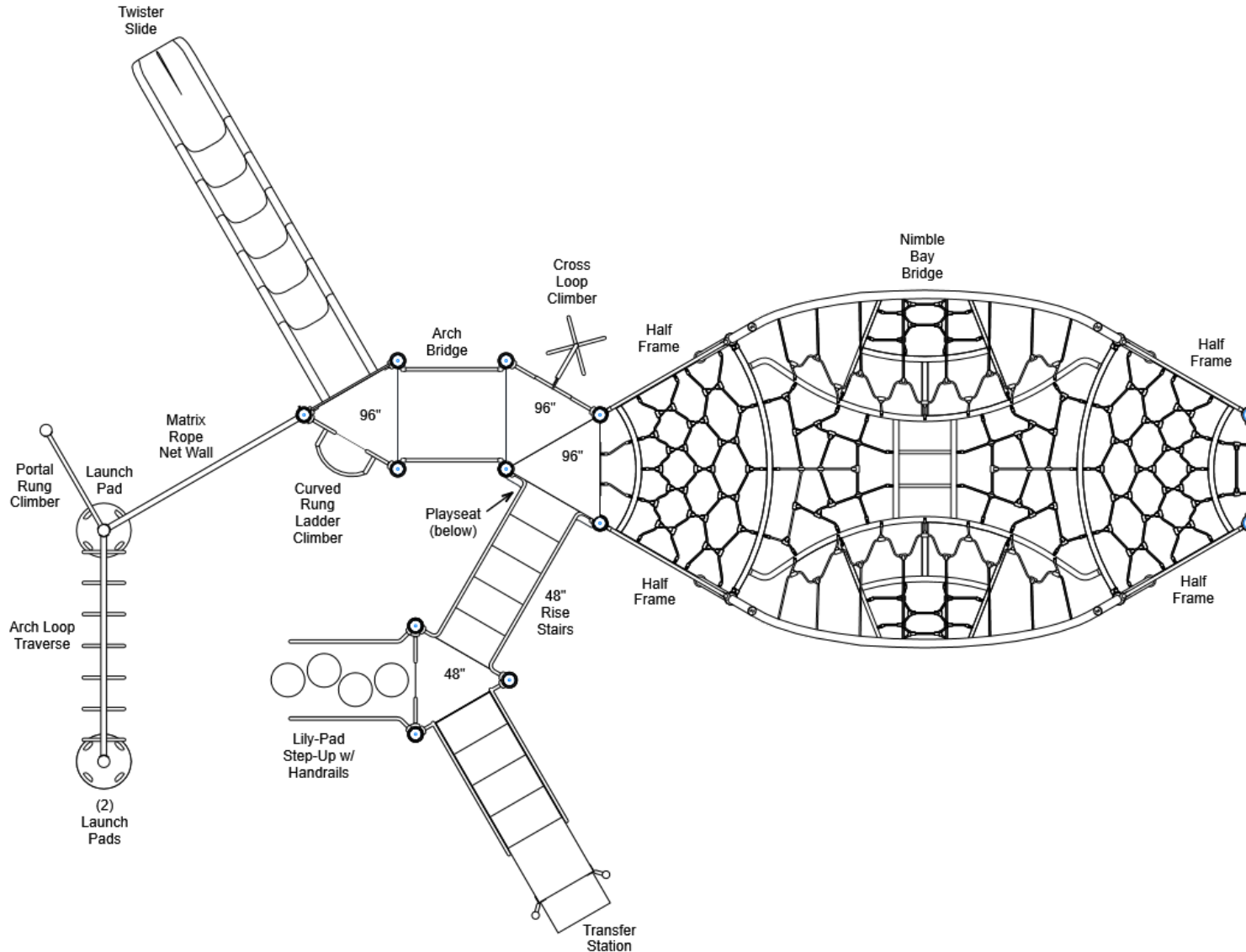


FOR KIDS
AGES
5-12

GENERAL NOTES:

This conceptual plan is based on information provided prior to construction. Detailed site information, including the following, should be obtained, evaluated, and utilized in the final project design. Exact site dimensions, topography, existing utilities, soil conditions and drainage solutions.

WARNING: Accessible safety surfacing material is required beneath and around this equipment that has a critical height value (Fall Height) appropriate for the highest accessible part of this equipment. Refer to the CPSC's Handbook For Public Playground Safety, Section 4: Surfacing.



STRUCTURE#: NF525C09A

PROJECT#: NF525C09A

DATE: 7/7/2021 | DRAWN BY: Derick

MIN. USE ZONE: 55' x 45'

PLAYCRAFT REP:

Playcraft Direct, Inc.



NF525C09A SITE PLAN

ADA ACCESSIBILITY GUIDELINE - ADAAG CONFORMANCE

ELEVATED	ACCESSIBLE	RAMP ACCESSIBLE	GROUND	TYPES
5	5/3	0	4/2	2/2

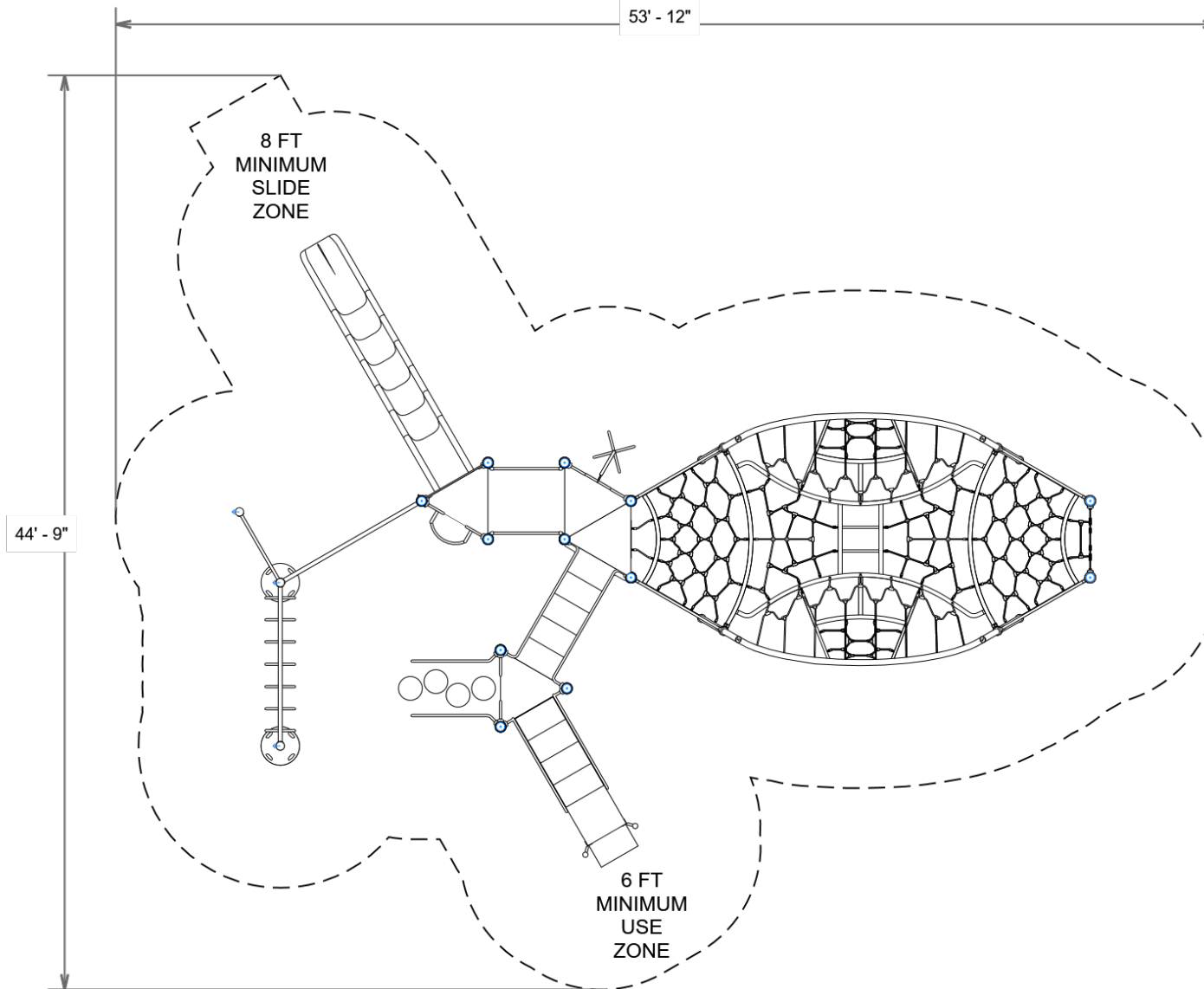


GENERAL NOTES:

This Preliminary Site Plan is based on measurements that were provided in the initial planning phase. All dimensions must be verified prior to the submission of a purchase order. Playcraft Systems will not be held responsible for any discrepancies between actual dimensions and dimensions submitted in the planning phase.

The Minimum Use Zone for a play structure is based on the product design at the time of proposal. Components and structure designs may be subject to change which may affect dimensions. Therefore, before preparing the site, we strongly recommend obtaining final drawings from the factory (available after the order is placed and included in the Assembly Manual).

WARNING: Accessible safety surfacing material is required beneath and around this equipment that has a critical height value (Fall Height) appropriate for the highest accessible part of this equipment. Refer to the CPSC'S Handbook For Public Playground Safety, Section 4: Surfacing.



PROJECT#: NF525C09A

DATE: 7/7/2021 | DRAWN BY: Derick

MIN. USE ZONE: 54' x 45'

PLAYCRAFT REP:

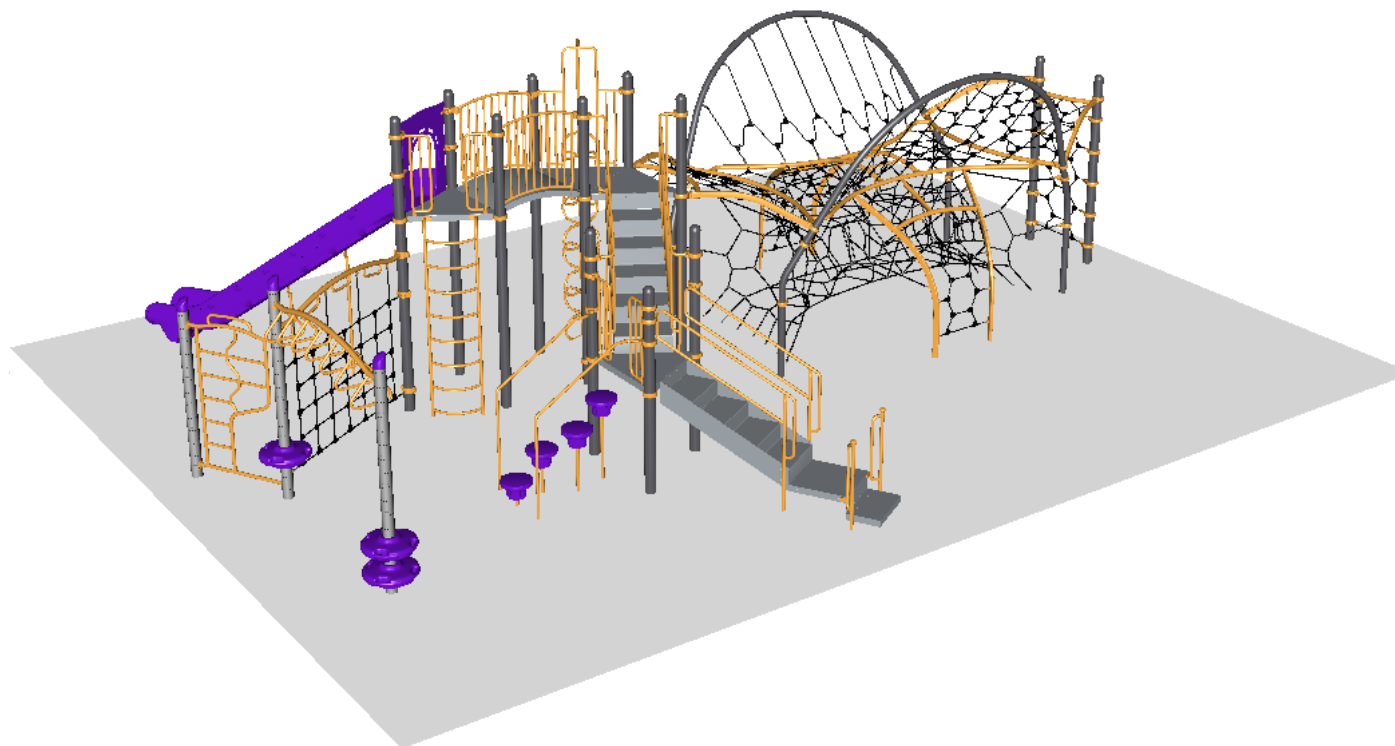
Playcraft Direct, Inc.



NF525C09A
SW VIEW

RH5

FOR KIDS
AGES
5-12

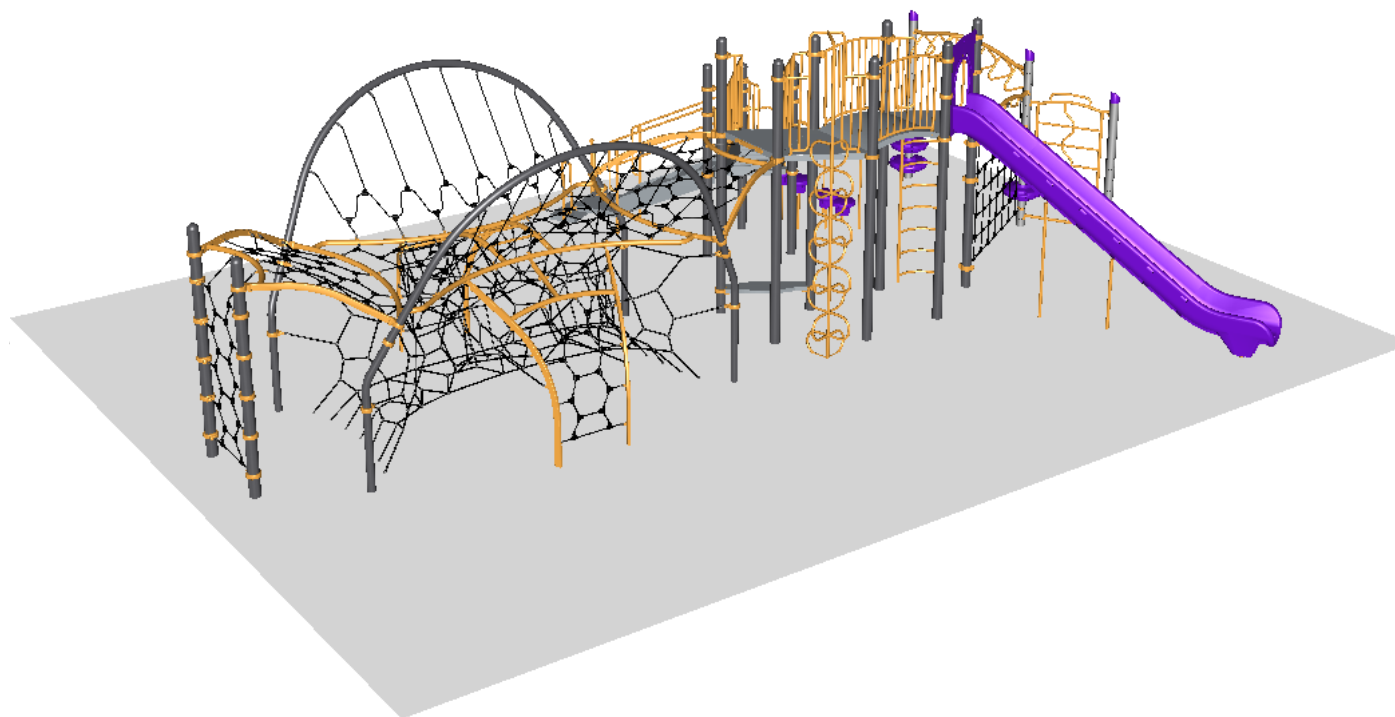


STRUCTURE#: NF525C09A
PROJECT#: NF525C09A
DATE: 7/7/2021 | DRAWN BY: Derick

NF525C09A
NE VIEW

RH5

FOR KIDS
AGES
5-12



STRUCTURE#: NF525C09A

PROJECT#: NF525C09A

DATE: 7/7/2021 | DRAWN BY: Derick

PLAYCRAFT
SYSTEMS



Bill of Materials

NF525C09A

Project# NF525C09A

7/7/2021

Item	Description	Quantity
NF525C09A		
HS-1004-R	Collars	53
GF-7002	Dome Cap, R5	12
S-1011-R5-11ft	Post, 11ft R5	1
S-10120-RV5	Post (120in) RV5	1
S-1012-R5-12ft	Post, 12ft R5	4
S-10138-RV5	Post (138in) RV5	2
S-1015-R5-15ft	Post, 15ft R5	7
S-1102-R5	Tri-Deck	4
S-1206-48R5	ADA Stairs, 48in Rise w/ Walls	1
S-1209-36-R5	Transfer Station, 48in-C	1
S-1229-8R	Climber, Cross Loop 90-96in	1
S-1257-RV5	Climber, Portal Rung	1
S-1282-8	Climber, Curved Rung Ladder 90-96in	1
S-1283-RH5	Climber, Matrix Rope Net Wall (RH5)	1
S-1309-2-R5	Half Walls (Pair) R5	2
S-1310-R5	Transition Wall	1
S-1316-R5	Twister Entry Panel	1
S-1414-4-HH-R5	Climber, Step-Up 48in (Lily-Pad, Hand Rails)	1
S-1435-RV	Arch Loop	1
S-1501-45R5	Bridge, Arch (45in)	1
S-1710-8-SSSSS	Slide, Twister 96in (S-S-S-S-S)	1
S-1962-R5	Playseat	1
S-21263-RV	Launch Pad RV	3
S-5101-H	Half Frame	4
S-5501-DL	Nimble Bay Bridge (Hub to Deck)	1



Bill of Materials (continued)

Item	Description	Quantity
HS-1100-2	Deck to Deck Hardware	2