

NF523BC7A  
TOP VIEW

ADA ACCESSIBILITY GUIDELINES - ADAAG CONFORMANCE

ELEVATED	ACCESSIBLE	RAMP ACCESSIBLE	GROUND	TYPES
13	8/7	0/0	10/4	2/3
CHILD CAPACITY	176	MAX FALL HEIGHT	108	

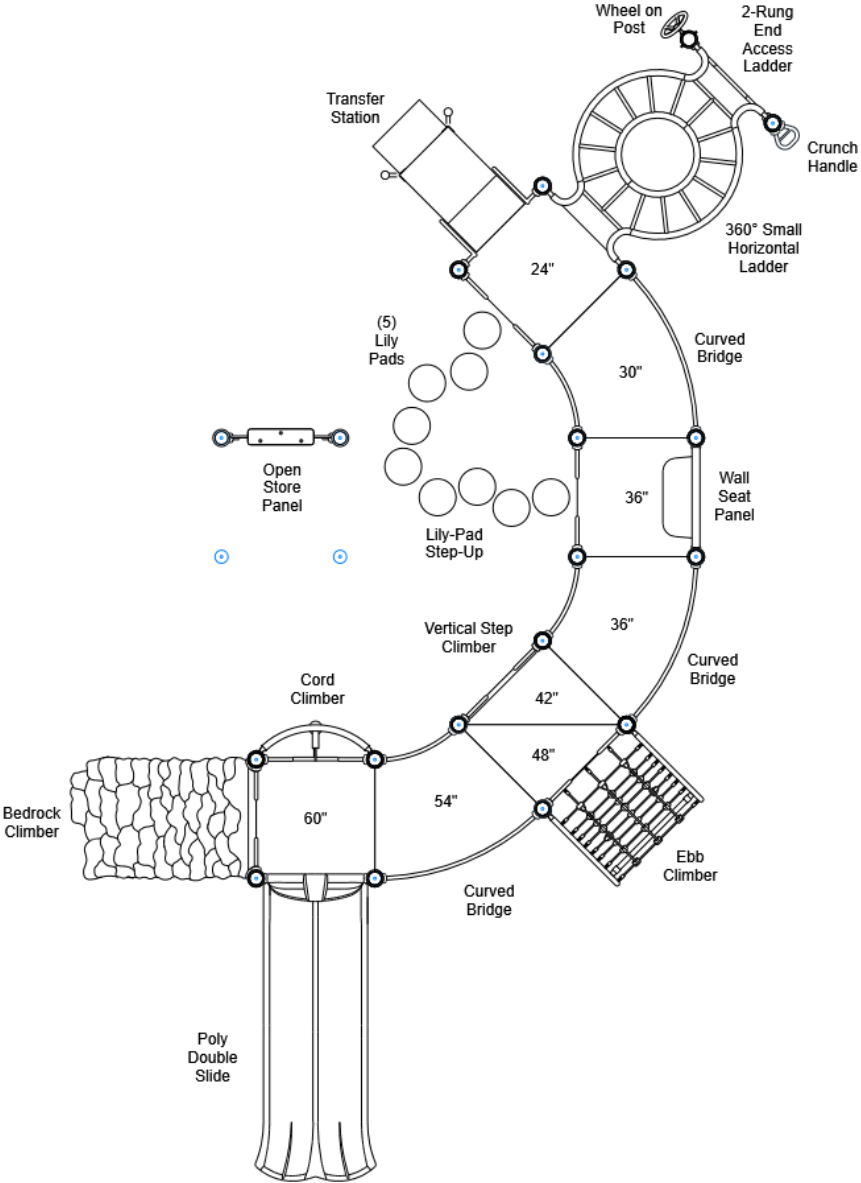
R5

FOR KIDS  
AGES  
5-12

GENERAL NOTES

This conceptual plan is based on information provided prior to construction. Detailed site information, including the following, should be obtained, evaluated, and utilized in the final project design. Exact site dimensions, topography, existing utilities, soil conditions and drainage solutions.

WARNING: Accessible safety surfacing material is required beneath and around this equipment that has a critical height value (Fall Height) appropriate for the highest accessible part of this equipment. Refer to the CPSC'S Handbook For Public Playground Safety, Section 4: Surfacing.



STRUCTURE # NF523BC7A  
PROJECT # NF523BC7A  
DATE 4/14/2023

Playcraft Direct, Inc.  
MIN. USE ZONE 44' x 50'



NF523BC7A  
TOP VIEW

ADA ACCESSIBILITY GUIDELINES - ADAAG CONFORMANCE

ELEVATED	ACCESSIBLE	RAMP ACCESSIBLE	GROUND	TYPES
13	8/7	0/0	10/4	2/3
CHILD CAPACITY	176	MAX FALL HEIGHT	108	

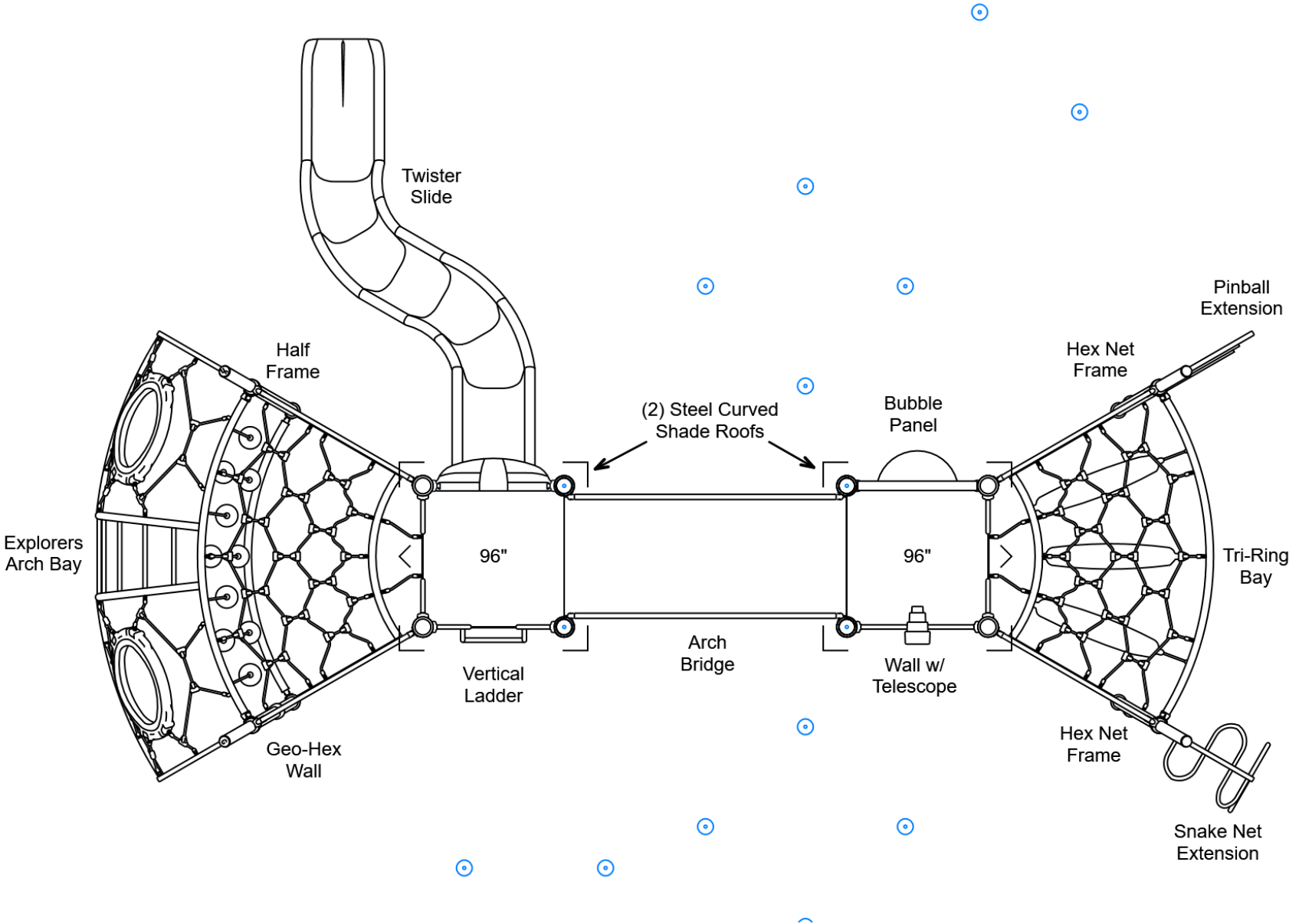
R5

FOR KIDS  
AGES  
5-12

GENERAL NOTES

This conceptual plan is based on information provided prior to construction. Detailed site information, including the following, should be obtained, evaluated, and utilized in the final project design. Exact site dimensions, topography, existing utilities, soil conditions and drainage solutions.

WARNING: Accessible safety surfacing material is required beneath and around this equipment that has a critical height value (Fall Height) appropriate for the highest accessible part of this equipment. Refer to the CPSC'S Handbook For Public Playground Safety, Section 4: Surfacing.



STRUCTURE # NF523BC7A  
PROJECT # NF523BC7A  
DATE 4/14/2023

Playcraft Direct, Inc.  
MIN. USE ZONE 44' x 50'



NF523BC7A  
SITE PLAN

ADA ACCESSIBILITY GUIDELINES - ADAAG CONFORMANCE

ELEVATED	ACCESSIBLE	RAMP ACCESSIBLE	GROUND	TYPES
13	1/7	0/0	9/4	1/3

Mixed  
Types

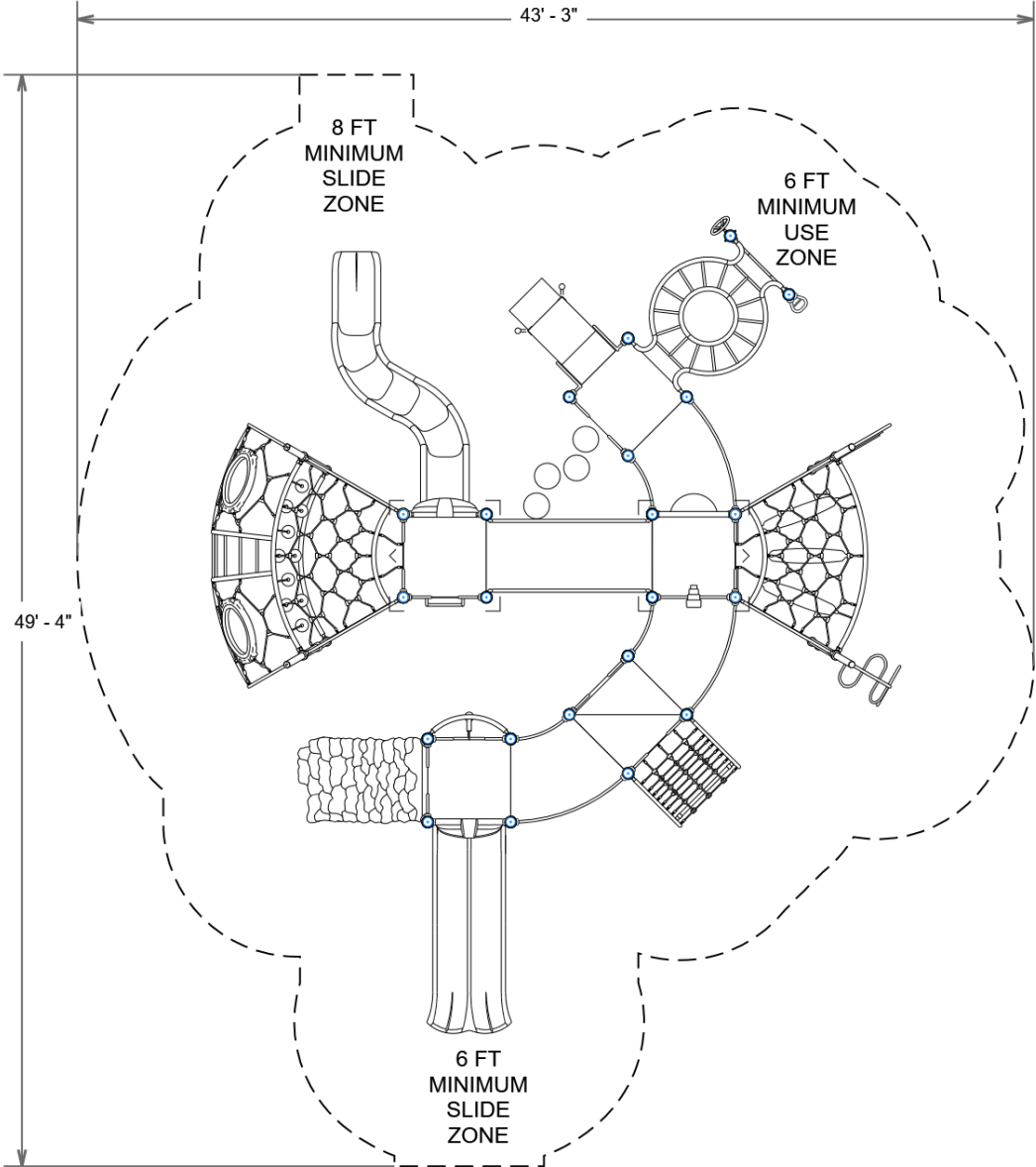
FOR KIDS  
AGES  
5-12

GENERAL NOTES

This Preliminary Site Plan is based on measurements that were provided in the initial planning phase. All dimensions must be verified prior to the submission of a purchase order. Playcraft Systems will not be held responsible for any discrepancies between actual dimensions and dimensions submitted in the planning phase.

The Minimum Use Zone for a play structure is based on the product design at the time of proposal. Components and structure designs may be subject to change which may affect dimensions. Therefore, before preparing the site, we strongly recommend obtaining final drawings from the factory (available after the order is placed and included in the Assembly Manual).

WARNING: Accessible safety surfacing material is required beneath and around this equipment that has a critical height value (Fall Height) appropriate for the highest accessible part of this equipment. Refer to the CPSC'S Handbook For Public Playground Safety, Section 4: Surfacing.



PROJECT # NF523BC7A  
DATE 4/14/2023

Playcraft Direct, Inc.  
MIN. USE ZONE 44' x 50'



**NF523BC7A**  
**SW VIEW**

**R5**

FOR KIDS  
AGES  
5-12




**STRUCTURE #** NF523BC7A  
**PROJECT #** NF523BC7A  
**DATE** 4/14/2023



**NF523BC7A**  
**NE VIEW**

**R5**

FOR KIDS  
AGES  
5-12



**STRUCTURE #** NF523BC7A  
**PROJECT #** NF523BC7A  
**DATE** 4/14/2023



## NF523BC7A

Project # NF523BC7A

Date 4/14/2023

Item / Part Number	Description	Qty
<b>[NF523BC7A]</b>		
HS-1004-R	Collars	118
HS-1004-R35	Collars R35	18
GF-7002	Dome Cap, R5	22
S-1009-R5-09ft	Post, 09ft R5	1
S-1010-R5-10ft	Post, 10ft R5	1
S-1011-R5-11ft	Post, 11ft R5	5
S-1012-R5-12ft	Post, 12ft R5	3
S-1013-R5-13ft	Post, 13ft R5	2
S-1014-R5-14ft	Post, 14ft R5	2
S-1019-R5-19ft	Post, 19ft R5	4
S-1022-R5-22ft	Post, 22ft R5	4
S-1101-R5	Square Deck	5
S-1105-R5	Half Deck	2
S-1209-12-R5	Transfer Station, 24in-C	1
S-1210-96	Climber, Vertical Ladder 90-96in	1
S-1212-4R5	Climber, Vertical Step 42-48in	1
S-1228-5	Climber, Bedrock 60in	1
S-1261-R5E	Climber, Ebb	1
S-1298-5R5	Climber, Cord 60in	1
S-1301-1830-S-R5	Wall w/ Telescope	1
S-1303-TW-R5	Twister Entry Panel w/ Hood	1
S-1306-R5	Double Slide SitDown Hood	1
S-1309-2-R5	Half Walls (Pair) R5	8
S-1310-R5	Transition Wall	1
S-1333-R5-T	Wall Seat Panel (Tall)	1
S-1402-R5	End Access Ladder (2-Rung)	1
S-1414	Lily Pad Step 12-18in	4
S-1414-3	Climber, Step-Up 36in (Lily-Pad)	1
S-1414-30	Lily Pad Step 24in	1
S-1420-R5	Traverse, Horizontal Ladder (Small, 360 Deg)	1
S-1502-90	Bridge, Arch (90in)	1
S-1511-R5	Bridge, Curved	3
S-1602-R5	Bubble Panel	1
S-1645-R5G	Store Panel (Open)	1
S-1702-5R5	Slide, Double 60in	1
S-1710-8-LLSRR	Slide, Twister 96in (L-L-S-R-R)	1





A PlayCore Company

# Bill of Materials (Continued)

NF523BC7A

Item / Part Number	Description	Qty
S-18015-R5	Metal Roof, Curved Shade	2
S-1812-R5	Driver Wheel (Post Mounted)	1
S-1937-R5	Crunch Handle	1
S-5101-H	Half Frame	1
S-5103	Geo-Hex Wall	1
S-5104	Hex Net Frame	2
S-5203-DL	Tri-Ring Bay (Deck)	1
S-5206-DL	Explorers Arch Bay (Deck)	1
S-5303	Snake Net Extension	1
S-5304-PIN	Pinball Extension	1